



2019 IMMERSION BLENDERS SALAD SPINNERS DICER JUICER
PARTS CATALOG - US

INDIVIDUAL PART ORDER :

All orders must include the following criteria :

- model of machine • serial number
- description of the part • part number

CONDITIONS OF REPAIRS OR SERVICE (after sale service) :

Please return the machine to the following address :

NORTH AMERICAN DISTRIBUTION

Tel. : +1-800-267-7794 - +1-514-956-0127

Fax : +1-877-668-6623 - +1-514-956-8983

e-mail : info@dynamicmixers.com

USA : Dynamic

1320 route 9 # 1352, Champlain, NY, 12919

www.dynamicmixersusa.com

Or call us Toll Free 1-800-267-7794 for the nearest authorized service center.

For machines under warranty

Freight charges to the service centers remain the responsibility of the client. Return freight will be paid by Dynamic USA.

For machines not under warranty

(a) All freight charges remain the responsibility of the client.

(b) For all repairs not under warranty, an estimate will be completed and returned to the customer (via fax), for approval.

(c) Labor rate: A standard labor rate of 64,00 \$ US / hr will be applied to all repairs not under warranty.

(d) All service work completed by Dynamic USA will be warranted for a period of three (3) months after date of repair.

(e) A fee of 64,00 \$ US will be charged for all estimates performed, which have been declined by the client, and who request the machine to be returned to them assembled.

Returns

Returns are not accepted without prior written or verbal authorization from Dynamic USA Corporate Office. All returns are subject to a 25% restocking charge. Special order items are non-refundable.

Payment terms

All orders are subject to a net thirty (30).

TERMS & CONDITIONS :

This price list is effective for the year 2019, and supersedes all other price lists. Prices are subject to change without notice. Dynamic USA is not responsible for damage caused due to shipping. Should an item arrive damaged, please contact the factory immediately, so that a claim can be processed. Dynamic USA will utilize the courier company of its choice, unless otherwise specified by the customer, in which an account number must be provided.

HOW TO ORDER :

Toll free phone : 1 (800) 267-7794

Toll free fax : 1 (877) 668-6623

Local phone : (514) 956-0127

Local fax : (514) 956-8983

MIXERS

	Page
MINIPRO	4
MD 95	8
JUNIOR STANDARD	9
JUNIOR PLUS	10
MMX 98	17
PMX 83	18
PMX 98	19
PMDH 250	20 & 21
MX 79	22
MX 85	23
MX 91	24
MX 2000	25
MDH 460	26
MDH 2000	27
MDH 3000	28
MX 2000 DSC 230 / 115 V - 50 / 60 Hz	29
SMX 450	42 & 43
SMX 500	44 & 45
SMX 502 - 600	46 & 47
SMX 600 E	48 & 49
SMX 650 ES	50 & 51
SMX 600 DSC 115 V	52 & 53
SMX 700 E	54 & 55
SMX 750 ES	56 & 57
SMX 800 E	58 & 59
SMX 800 DSC 115 V	60 & 61
SMX 850 ES	62 & 63

CORDLESS MIXER

MINIPRO CORDLESS	5
MPX 94 - Mini cordless	15

WHISKS

JUNIOR WHISK	13
FD 98	14
FT 97	30
FT 86	31
FT 79	32

CORDLESS WHISK

FTP 94 - Mini whisk cordless	16
------------------------------	----

MULTI-FUNCTION

JUNIOR COMBI	10 & 11
PMF 250	20 & 21
MF 90	33, 35 & 36
MF 2000	34, 35 & 36
MFAP 90	33, 35 & 36
MFAP 2000	34, 35 & 36

RICER

PP 84	38
PP 97	39
PP 97 +	40 & 41

ACCESSORIES

MINIPRO ACCESSORIES	6 & 7
JUNIOR ACCESSORIES	12
RICER TOOL AP 90 / FM Series	37
SMX BLENDER	64

CITRUS JUICER

PA 96	71
-------	----

GIRAFFE

POWER PRO	66, 67, 68, 69 & 70
-----------	---------------------

GIRAFFE MIXER

GM 93	72
-------	----

SALAD SPINNERS

MANUAL SALAD SPINNER SD 99	73
MANUAL SALAD SPINNER SD 92	73
ELECTRIC SALAD SPINNER EM 98	74
ELECTRIC SALAD SPINNER EM98 WITH TIMER	75
MANUAL SALAD SPINNER SD 92 SC SEALED COVER	76 & 77

SUPPORTS

SM4, SM6, SM8, SM10, SM12	71
---------------------------	----

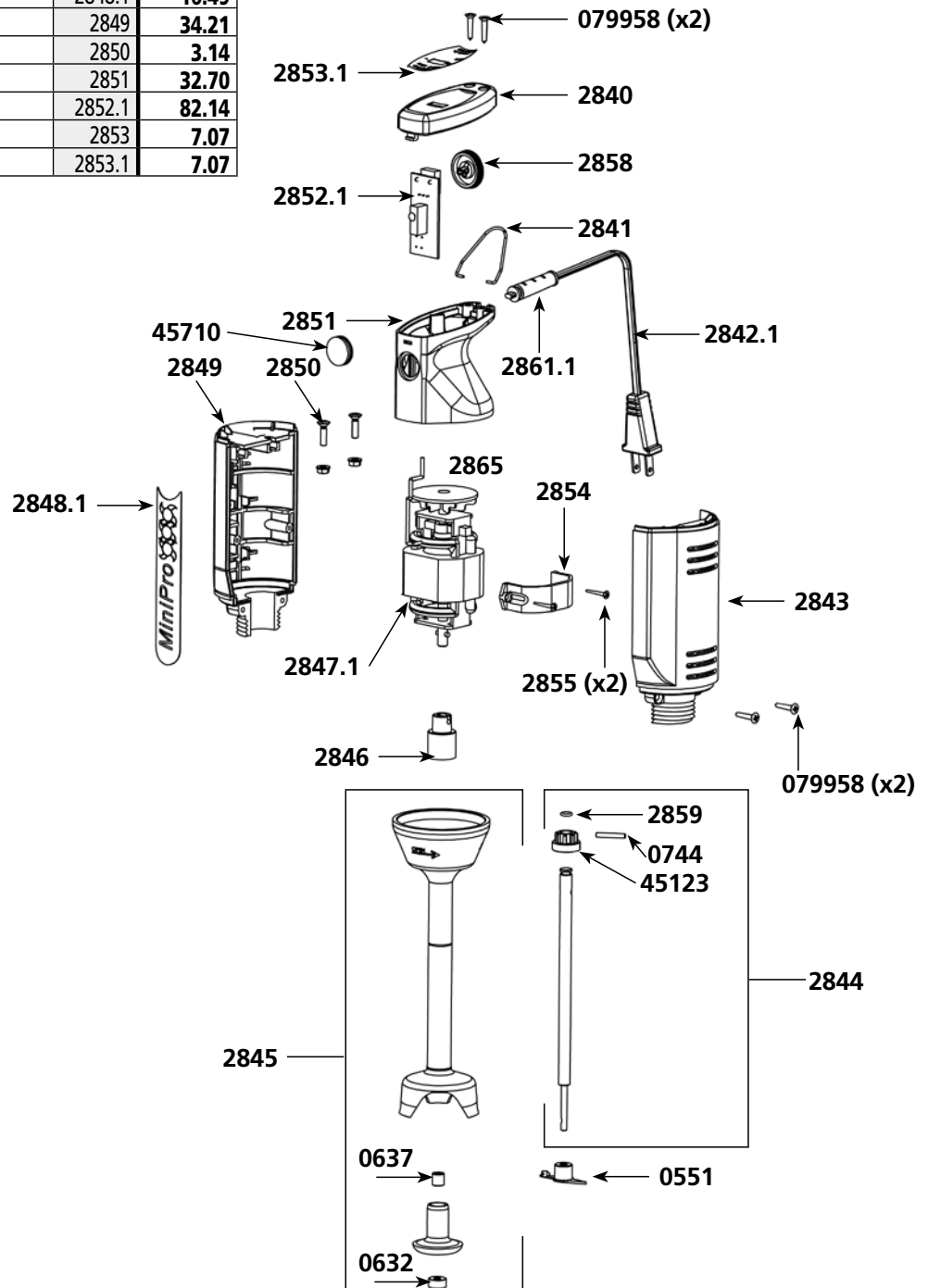
VEGETABLE CUTTERS

FOOD CUTTER CF 2000	72
DYNACOUPE	78
DYNACUBE	79

Mixer MINIPRO

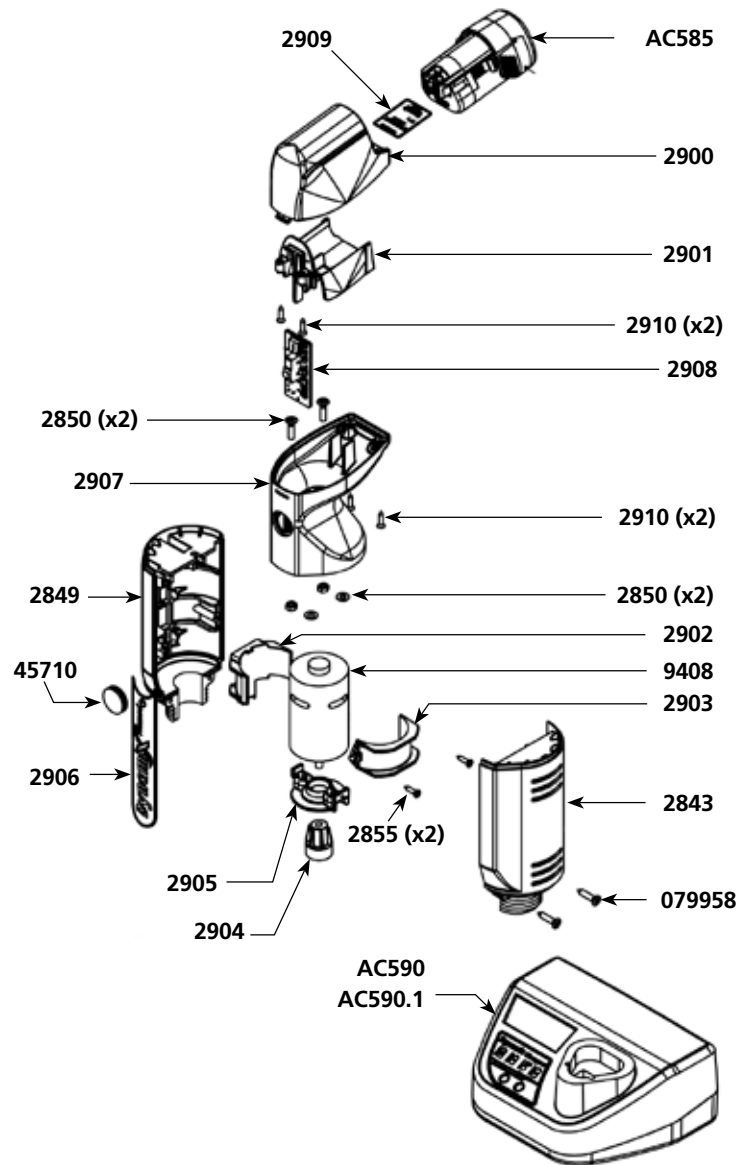
Parts list	Code	List \$ Price
Regular blade	0551	10.78
Double lip waterproof seal	0632	10.78
Self-lubricating ring	0637	2.41
Pins 3 x 20	0744	2.77
Handle screws (2)	079958	0.57
Cover	2840	19.12
Hook	2841	10.33
Power cord 115V	2842.1	26.70
Right handle	2843	34.21
Shaft and sprocket	2844	28.77
Minipro foot assembly + bushing + seal	2845	127.26
Coupling	2846	17.76
Motor 230 V	2847	126.59
Motor 115 V	2847.1	126.59
Minipro label	2848.1	16.49
Left handle	2849	34.21
Screws + washers + handle nuts (2)	2850	3.14
Handle	2851	32.70
Circuit board	2852.1	82.14
ID label (230V)	2853	7.07
ID label (115V)	2853.1	7.07

Parts list	Code	List \$ Price
Motor bracket	2854	20.90
Screws for motor bracket (2)	2855	2.70
Dynashake foot assembly + ring + seal	2856	152.27
Shaft and bearing (Dynashake)	2857	41.28
Variator knob	2858	7.27
Driving shaft joint	2859	1.59
Strain relief 115 V	2861.1	3.42
Fan	2865	21.45
Coupling hub	45123	28.20
Rubber button cap	45710	3.87



Motor block MiniPro Cordless - Ref AC580

Parts list	Code	List \$ Price
Right handle	2843	34.21
Left handle	2849	34.21
Screws + washer + handle nuts (2)	2850	3.14
Screws for motor belt (2)	2855	2.70
Battery housing	2900	63.98
Terminal support	2901	28.85
Motor support	2902	20.99
Motor belt	2903	20.99
Coupling	2904	17.72
Centraliser + screws	2905	22.59
Label	2906	16.48
Hood	2907	57.44
Circuit board	2908	105.37
ID label	2909	7.08
Screw	2910	2.66
12V DC Motor	9408	122.21
Handle cap protectors	45710	3.87
Handle screws (2)	079958	0.57
MiniPro Cordless battery (see machine catalog)	AC585	-
MiniPro Cordless battery charger 230 V (see machine catalog)	AC590	-
MiniPro Cordless battery charger 115 V (see machine catalog)	AC590.1	-



Parts list

Code List \$ Price

Food Processor Bowl

Equipped cover	2880	225.74
Blade	2881	75.25
Bowl	2882	53.13
Base	1178	21.03

Equipped lid 2880

Equipped upper shaft	2885	70.81
Handle screws (4)	2886	6.86
Reduction plate + ring	2887	27.00
Lid + reduction gear	2888	137.21
O. ring (x4)	2871	5.97
O. ring	0658	7.08

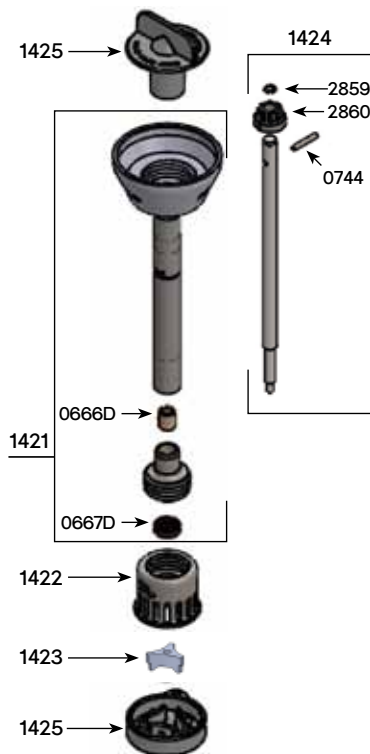
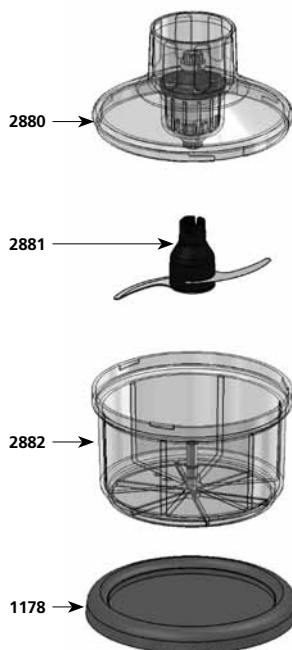
Blade 2881

Equipped cone	2884	28.33
A blade	08999904	24.36
Blade holder	1176	9.30
B blade	08999905	24.36
Set of screws (x3)	9502	0.76

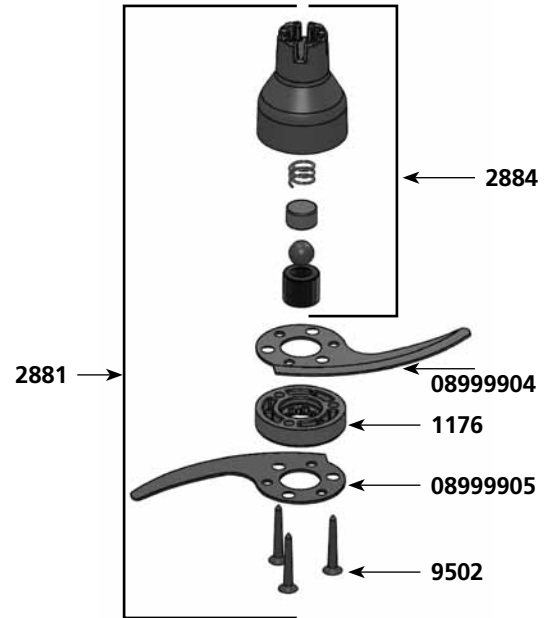
Blender AC560

Self-lubricating ring	0666D	7.54
Waterproof seal	0667D	19.10
Pin (3 x 20)	0744	2.77
Foot assembly	1421	140.98
Blender bell	1422	73.12
Blender blade	1423	35.05
Shaft	1424	48.93
Blender key	1425	21.33
Driving shaft joint	2859	1.59
Coupling hub	2860	14.50

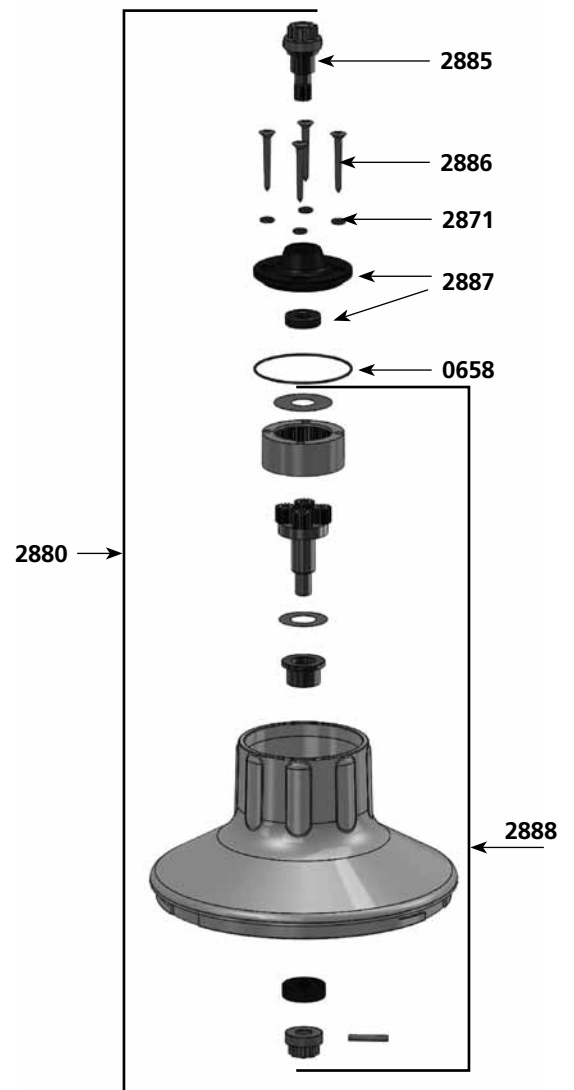
Food Processor Bowl



Blade



Equipped lid




Parts list **Code** **List \$** **Price**
Potato Ricer assembly

Parts list	Code	List \$	Price
Handle screws (4)	2870	7.30	
O. ring (x4)	2871	5.97	
Ricer inferior carter	1179	38.06	
Equipped upper shaft	2872	81.89	
Secured washer	1181	8.40	
Interior geared crown	2873	90.75	
Equipped output shaft	2874	159.34	
Equipped spacer for potato ricer	2875	48.68	
Nut holder + nut	2876	15.70	
Potato grid	089940	68.60	
Grid holder	1195	4.88	
Potato blade	08995	40.93	
Compression washer	1196	3.99	
O. ring	0650	6.86	

Parts list **Code** **List \$** **Price**
Whisk assembly

Parts list	Code	List \$	Price
Lower motor whisk housing	2890	120.62	
Equipped output axle w/ 2 gears+pins	2891	80.78	
Holder assembly w/ 3 self-lubricating rings	2892	45.58	
Whisk tool (2)	2893	84.10	
Reduction gear assembly (without whisk)	2894	181.46	
Equipped upper shaft	4020	82.22	
Equipped plate with rings	4021	48.75	
Holder assembly screws	4022	5.27	
Middle gear & axle	9420	107.46	

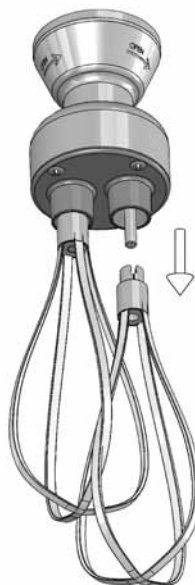
Potato Ricer assembly



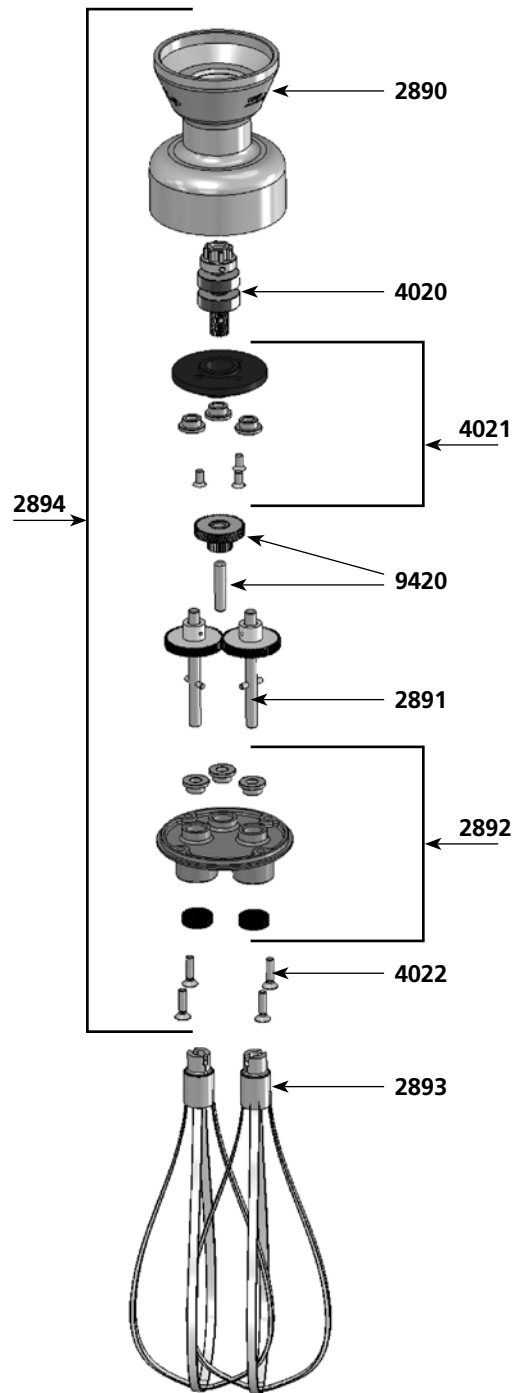
Ricer grid assembly

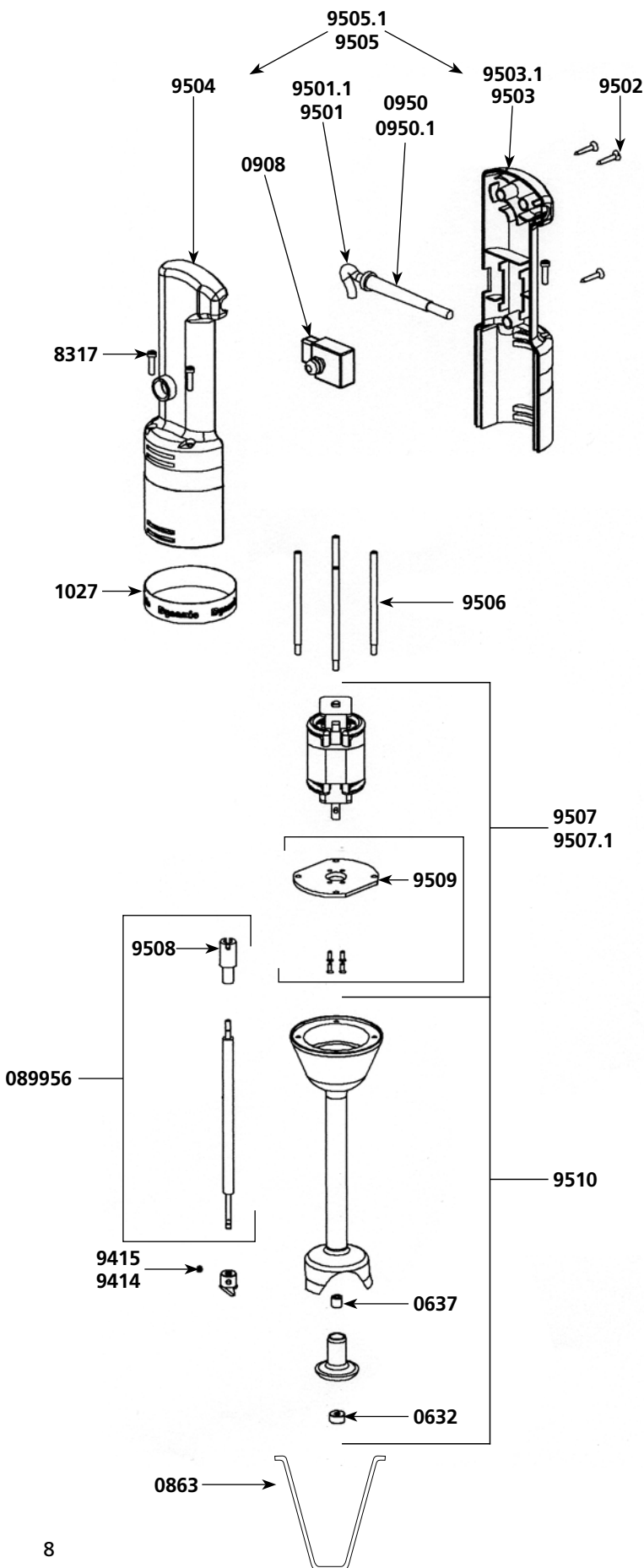


Whisk tool dismantling



Whisk assembly



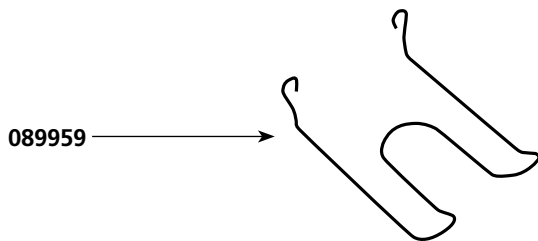
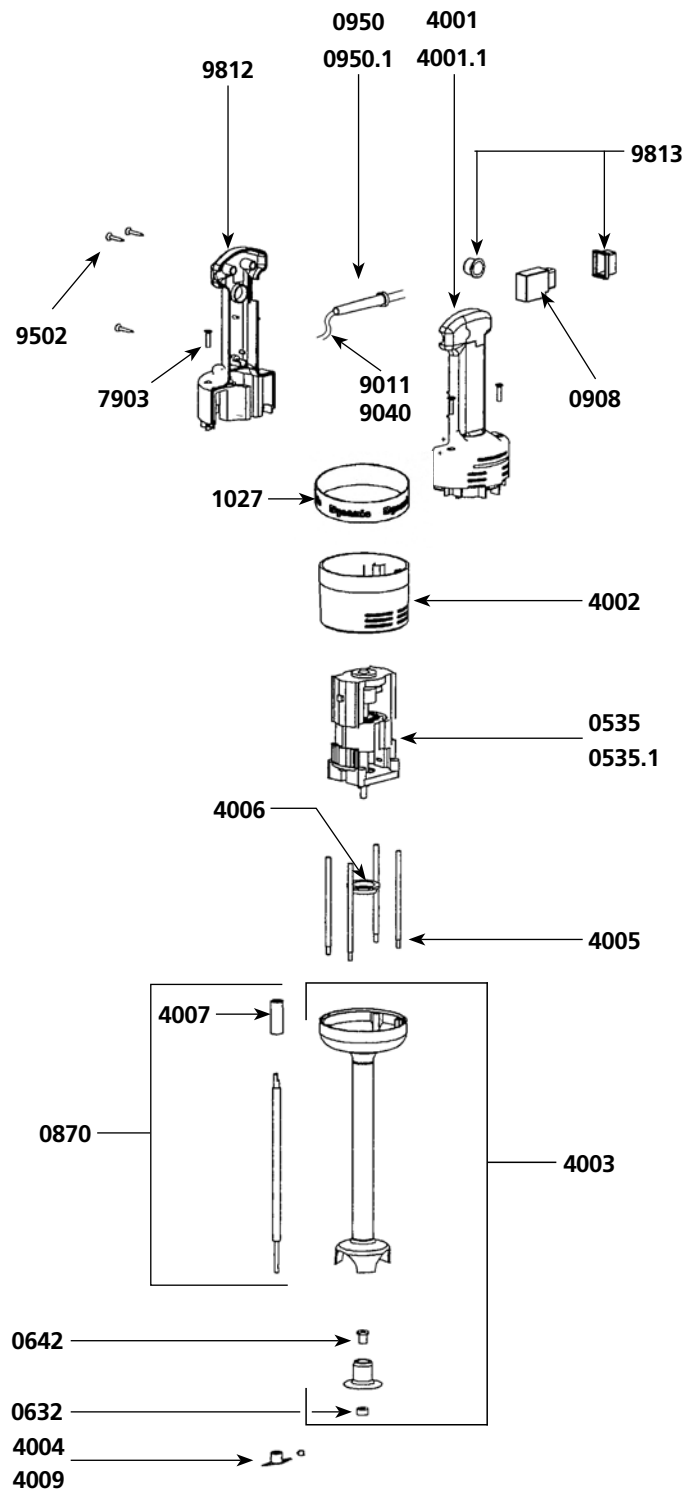


Parts list

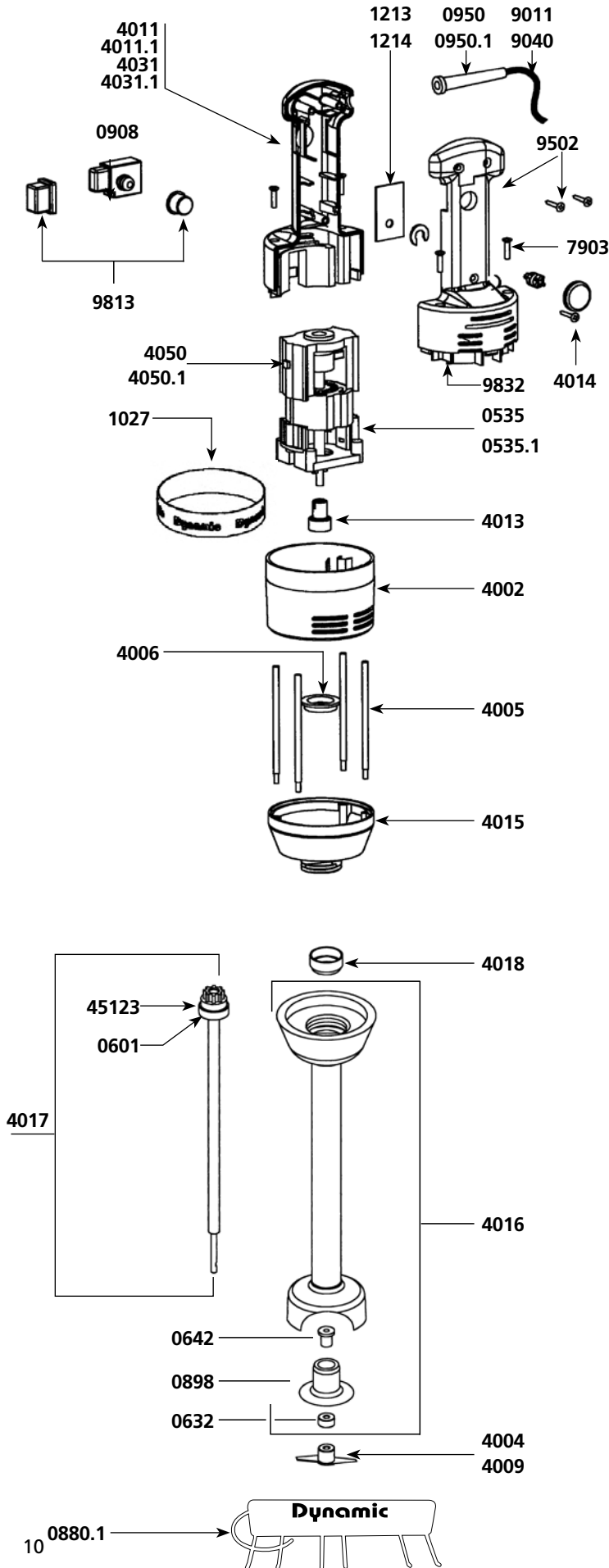
Code List \$ Price

	Code	List \$	Price
Waterproof seal	0632		10.78
Bushing	0637		2.41
Hook	0863		9.76
Complete stainless steel shaft + coupling	089956		27.12
Non-locking switch	0908		37.33
Filtering Capacitor	0909		15.81
Strain relief 230V	0950		3.13
Strain relief 115V	0950.1		3.13
Dynamic label	1027		15.55
Spacer screws (4)	8317		5.79
Emulsifying blade	9414		10.78
Cutter blade w/screw	9415		10.78
Power cord 230 V	9501		25.20
Power cord 115 V	9501.1		25.20
Handle screws (3)	9502		0.76
Lower handle w/ label 230 V	9503		58.71
Lower handle w/ label 115 V	9503.1		58.71
Upper half handle	9504		58.11
Complete handle 230 V (w/sticker, screws, logo, switch, strain relief, power cord)	9505		131.38
Complete handle 115 V (w/sticker, screws, logo, switch, strain relief, power cord)	9505.1		131.38
Spacer rods (4)	9506		16.51
Motor & screw & capacitor 230 V	9507		119.33
Motor & screw & capacitor 115 V	9507.1		119.33
Coupling sleeve	9508		11.61
Motor holder w/4 screws	9509		14.83
Foot assembly w/ bearing (exc. shaft + blade)	9510		119.99
Motor brushes (2) 230 V	9512		16.74
Motor brushes (2) 115 V	9512.1		16.74

Parts list	Code	List \$ Price
Motor 230 V	0535	211.96
Motor 115 V	0535.1	211.96
Waterproof seal	0632	10.78
Bushing	0642	2.41
Stainless steel shaft + coupling	0870	46.12
Wall bracket	089959	26.17
Non-locking switch	0908	37.33
Strain relief 230 V	0950	3.13
Strain relief 115 V	0950.1	3.13
Dynamic label	1027	15.55
Label w/ serial number 230 V	1081	6.52
Label w/ serial number 115 V	1082	6.52
Complete handle 230 V	4000	83.44
Lower half handle w/ label 230 V	4001	36.34
Lower half handle w/ label 115 V	4001.1	36.34
Upper motor housing	4002	30.51
Foot assembly w/ bearing (exc. Shaft + blade)	4003	160.33
Cutter blade	4004	36.63
Spacer rods (4)	4005	19.71
Ball bearing sleeve	4006	5.60
Coupling sleeve	4007	15.21
Filtering capacitor	4008	20.09
Emulsifying blade	4009	51.15
Carbon brushes (2) 230 V	4050	15.62
Carbon brushes (2) 115 V	4050.1	15.62
Spacer screws (4)	7903	5.79
Power cord 230 V	9011	27.67
Power cord 115 V	9040	34.63
Handle screws (3)	9502	0.76
Upper half handle	9812	32.63
Switch protector	9813	10.79



JUNIOR PLUS & JUNIOR COMBI



Power unit

Parts list

Code List \$ Price

Code	List \$	Price
Motor 230 V	0535	211.96
Motor 115 V	0535.1	211.96
Wall bracket	0880.1	100.83
Non-locking switch	0908	37.33
Strain relief 230V	0950	3.13
Strain relief 115V	0950.1	3.13
Dynamic label	1027	15.55
Id label (Junior Plus) 230V	1084	6.71
Id label (Junior Plus) 115V	1085	6.71
Id label (Junior Combi) 230V	1086	6.71
Id label (Junior Combi) 115V	1087	6.71
Speed variator 230V	1213	123.59
Speed variator 115V	1214	107.41
Upper motor housing	4002	30.51
Spacer rods (4)	4005	19.71
Ball bearing sleeve	4006	5.60
Complete handle w/ power cord 230V	4010	135.10
Complete handle w/ power cord 115V	4010.1	135.10
Lower half handle w/ Junior Plus label 230V	4011	36.34
Lower half handle w/ Junior Plus label 115V	4011.1	36.34
Filtering capacitor	4012	21.75
Coupling	4013	16.74
Speed variator knob	4014	16.74
Lower aluminium motor housing	4015	145.03
Complete handle w/ power cord 230V	4030	135.10
Complete handle w/ power cord 115V	4030.1	135.10
Lower half handle w/ Junior Combi label 230V	4031	36.34
Lower half handle w/ Junior Combi label 115V	4031.1	36.34
Motor brushes (2) 230 V	4050	15.62
Motor brushes (2) 115 V	4050.1	15.62
Spacer screws (4)	7903	5.79
Power cord 230 V	9011	27.67
Power cord 115 V	9040	34.63
Handle screws (3)	9502	0.76
Switch protector	9813	10.79
Upper half handle Junior Plus & Junior Combi	9832	32.63

Complete foot assembly

Parts list

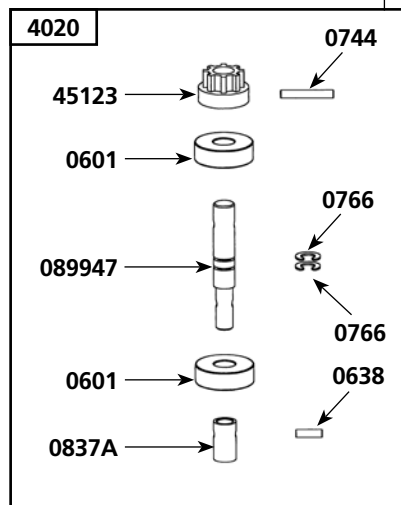
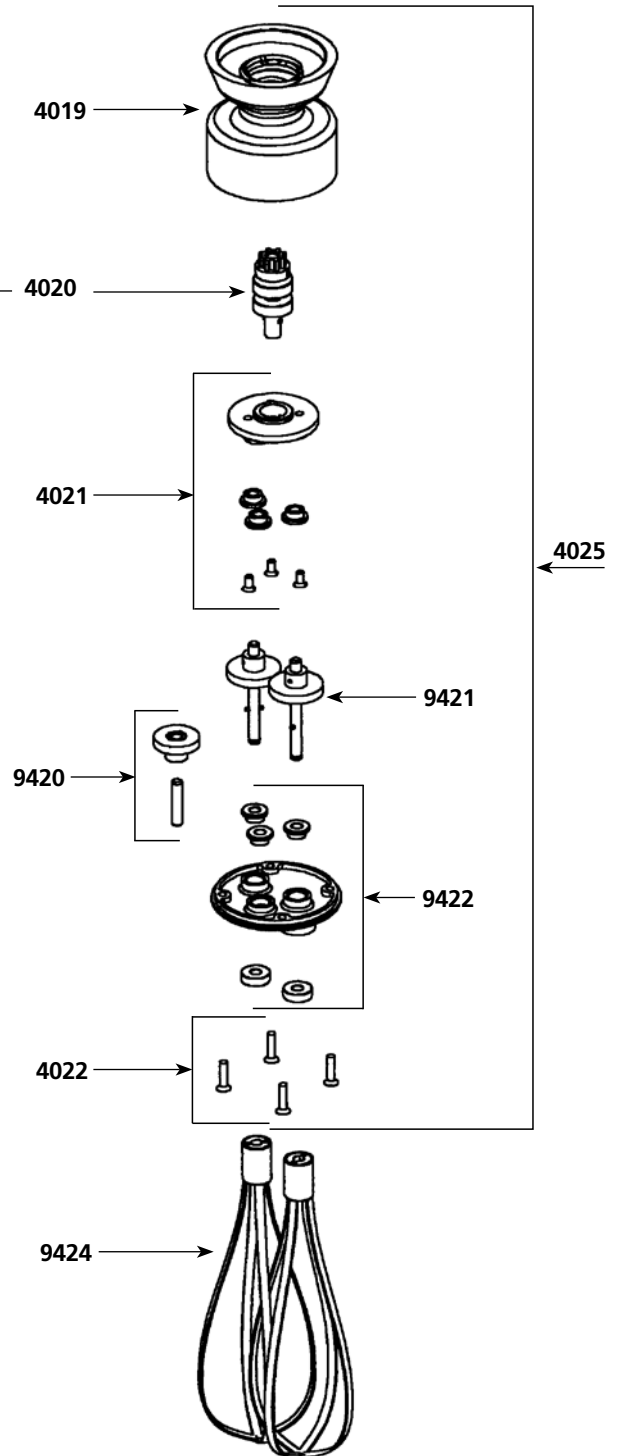
Code List \$ Price

Code	List \$	Price
Ball bearing	0601	17.83
Waterproof seal	0632	10.78
Bushing	0642	2.41
Bearing only	0898	20.61
Cutter blade	4004	36.63
Emulsifying blade	4009	51.15
Foot assembly	4016	232.48
Kit w/shaft and coupling hub	4017	100.44
Ball bearing sleeve	4018	5.04
Coupling hub	45123	28.20

Whisk tool

Parts list Code List \$ Price

Ball bearing	0601	17.83
Pins 3 x 10	0638	2.50
Pins 3 x 20	0744	2.77
Open head locking washer (unit)	0766	1.74
Entry gear	0837A	37.21
Lower motor whisk housing	4019	151.46
Equipped upper shaft (complete)	4020	82.22
Plate w/ seals and screws	4021	48.75
Holder assembly screws (4)	4022	5.27
Reduction gear assembly	4025	333.06
Middle gear & shaft	9420	107.46
Equipped output axle w/ 2 gears+pins	9421	102.22
Holder assembly w/ 3 self lubricating rings	9422	54.29
Whisk tool (2)	9424	97.88
Coupling hub	45123	28.20
Upper driving shaft	089947	39.08


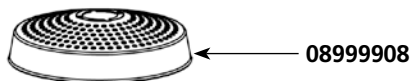
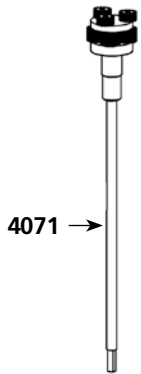
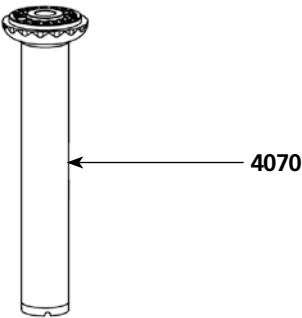



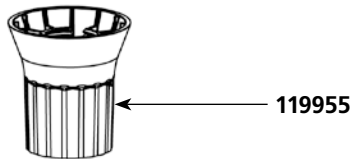
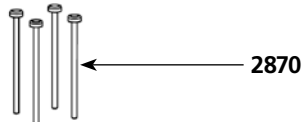
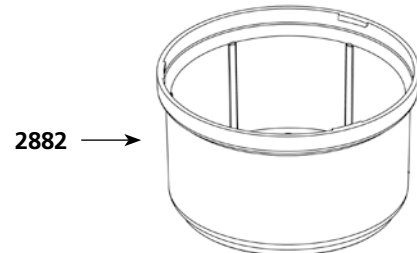
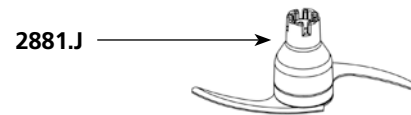
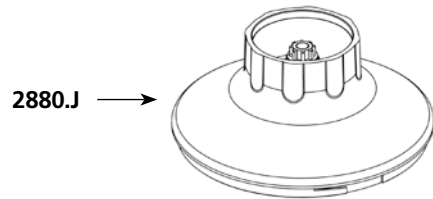


JUNIOR COMBI ACCESSORIES

Junior cutter

Parts list Code List \$ Price

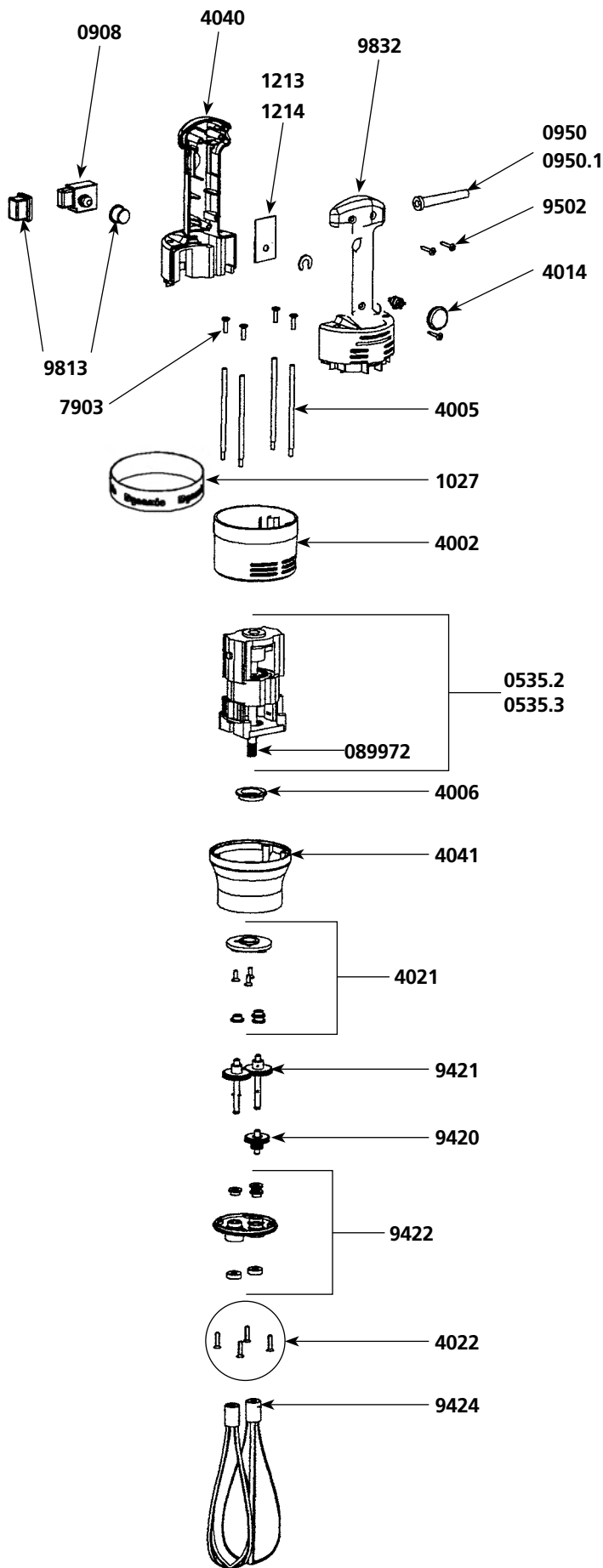
Base	1178	22.30
Equipped cover	2880.J	266.54
Blade	2881.J	82.16
Bowl	2882	56.31



Junior Potato Ricer

Parts list Code List \$ Price

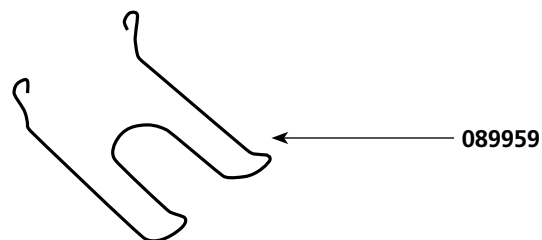
Potato grid Junior	08999908	82.25
Potato blade Junior	08999909	48.72
O. ring	0650	7.27
Secured washer	1181	8.90
Grid holder	1195	5.17
Compression washer	1196	4.21
Ricer inferior carter Junior	119955	42.91
Handle screws (x 4)	2870	7.99
O. ring (x 4)	2871	6.51
Interior geared crown	2873	96.16
Equipped spacer for potato ricer Junior	4070	57.38
Equipped output shaft Junior	4071	179.84
Nut holder + nut Junior	4072	17.17
Equipped upper shaft Junior	4073	89.36



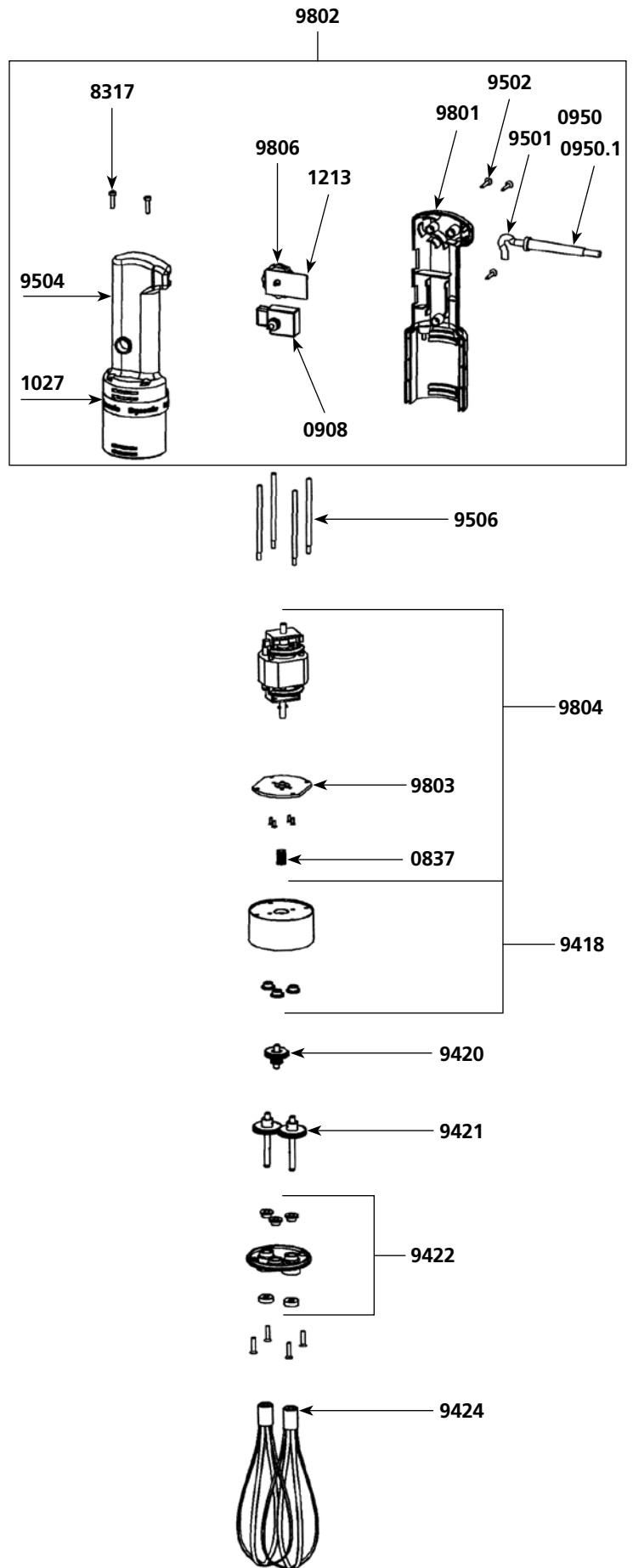
Parts list

Code List \$ Price

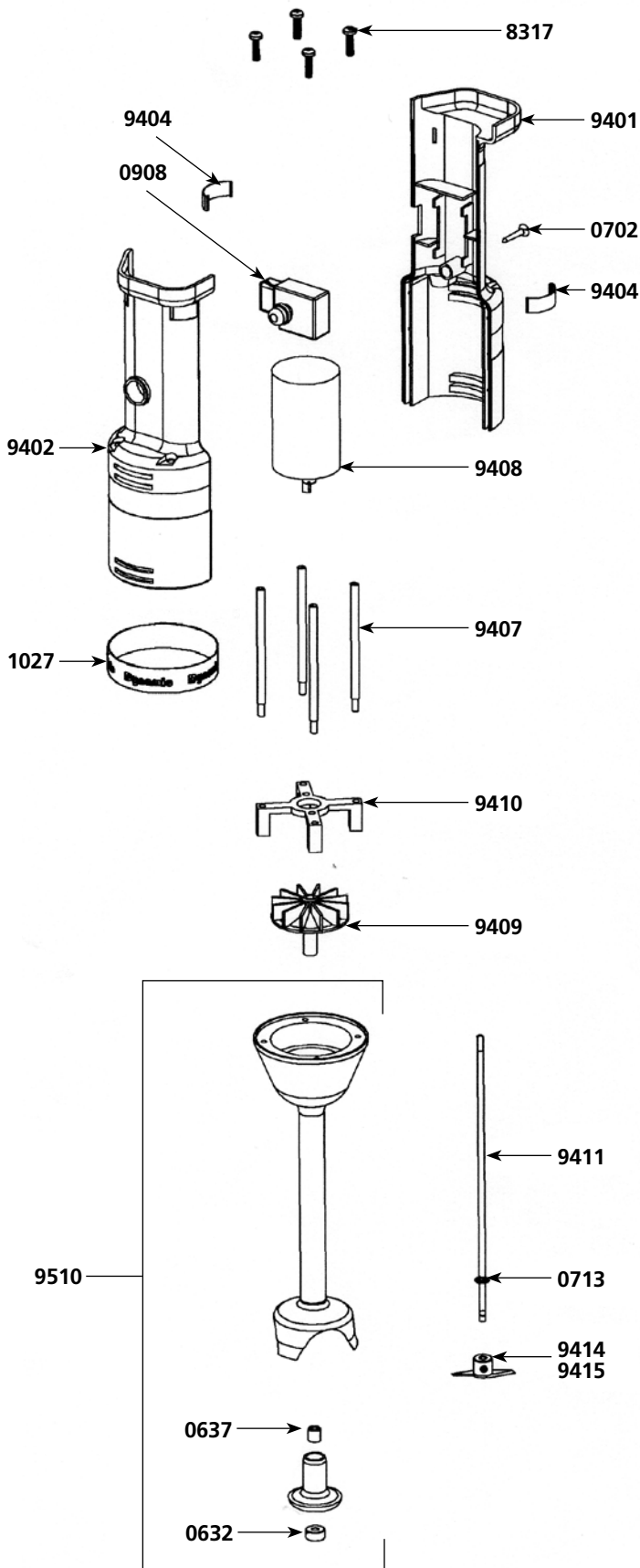
	Code	List \$	Price
Motor 230 V + Gear	0535.2	256.05	
Motor 115 V + Gear	0535.3	259.78	
Pin 3x14	0745	2.50	
Non-locking switch	0908	37.33	
Strain relief 230 V	0950	3.13	
Strain relief 115 V	0950.1	3.13	
Dynamic label	1027	15.55	
Speed variator 230 V	1213	123.59	
Speed variator 115 V	1214	107.41	
Upper motor housing	4002	30.51	
Spacer rods (4)	4005	19.71	
Ball bearing sleeve	4006	5.60	
Filtering capacitor	4012	21.75	
Speed variator knob	4014	16.74	
Plate w/ seals and screws	4021	48.75	
Holder assembly screws (4)	4022	5.27	
Lower half handle w/ Junior Whisk label 230 V	4040	36.34	
Lower half handle w/ Junior Whisk label 115 V	4040.1	36.34	
Lower aluminium motor housing	4041	151.46	
Complete handle Junior Whisk 230 V	4042	157.85	
Complete handle Junior Whisk 115 V	4042.1	157.85	
Motor brushes (2) 230 V	4050	15.62	
Motor brushes (2) 115 V	4050.1	15.62	
Spacer screws (4)	7903	5.79	
Power cord 230 V	9011	27.67	
Power cord 115 V	9040	34.63	
Middle gear & axle	9420	107.46	
Equipped output axle w/ 2 gears+pins	9421	102.22	
Holder assembly w/ seals & washer	9422	54.29	
Whisk tool (2)	9424	97.88	
Handle screws (3)	9502	0.76	
Switch protector	9813	10.79	
Upper half handle	9832	32.63	
Label w/ serial number 230 V	1099.10	6.71	
Label w/ serial number 115 V	1099.11	6.71	
Wall bracket	089959	26.17	
Gear + Pin	089972	49.32	



Parts list	Code	List \$ Price
Pin for gear	0638	2.50
Enter gear w/ pin	0837	51.86
Non-locking switch	0908	37.33
Capacitor	0909	15.81
Strain relief 230 V	0950	3.13
Strain relief 115 V	0950.1	3.13
Dynamic label	1027	15.55
ID label 230 V	1059	13.68
ID label 115 V	1060	13.68
Speed variator 230 V	1213	123.59
Speed variator 115 V	1214	107.41
Spacer screws (4)	8317	5.79
Whisk connection box w/3 rings	9418	89.17
Middle gear & axle	9420	107.46
Output axle	9421	102.22
Holder assembly w/ 3 self lubricating rings	9422	54.29
Whisk tools (2)	9424	97.88
Power cord 230 V	9501	25.20
Power cord 115 V	9501.1	25.20
Handle screws (3)	9502	0.76
Upper half handle	9504	58.11
Spacer rods	9506	16.51
Half handle label side 230 V	9801	58.71
Half handle label side 115 V	9801.1	58.71
Complete handle 230 V (w/variator. power cord. switch and strain relief)	9802	208.49
Complete handle 115 V (w/variator. power cord. switch and strain relief)	9802.1	208.49
Motor holder	9803	14.43
Motor support w/4 screws 230 V	9804	128.13
Motor support w/4 screws 115 V	9804.1	128.13
Variator knob	9806	4.80



MXP 94 MINI CORDLESS MIXER



Parts list

Code List \$ Price

Parts list	Code	List \$	Price
Waterproof seal	0632	10.78	
Self-lubricating ring	0637	2.41	
Handle screw (1)	0702	0.93	
Locking washer	0713	2.16	
Non-locking switch	0908	37.33	
Dynamic label	1027	15.55	
Spacer screws (4)	8317	5.79	
Half handle (label side)	9401	53.66	
Upper half handle	9402	53.66	
Clips (2)	9404	7.33	
Spacer rods (4)	9407	16.51	
Motor	9408	122.21	
Fan (coupling)	9409	8.35	
Motor holder + screws	9410	7.31	
Main shaft + locking washer	9411	15.45	
Emulsifying blade	9414	10.78	
Cutter blade w/screw	9415	10.78	
Complete handle	9430	107.43	
Foot assembly w/ bearing (exc. shaft + blade)	9510	119.99	

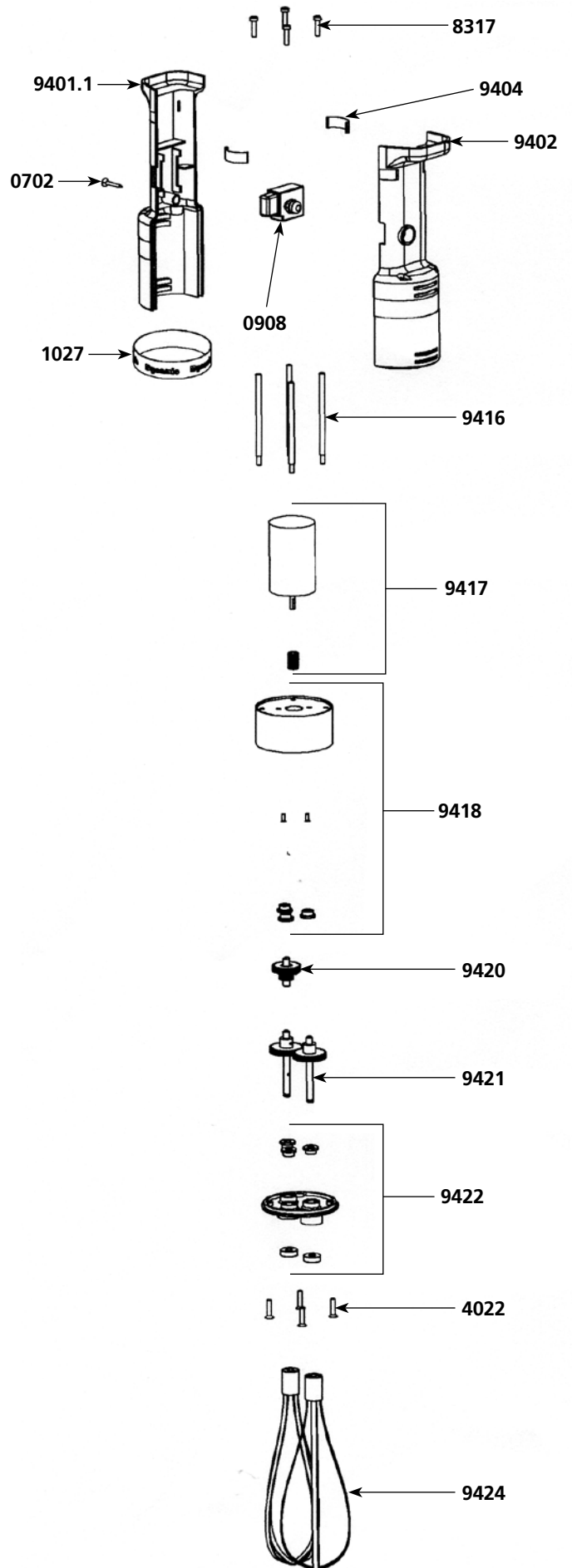
Charger and battery

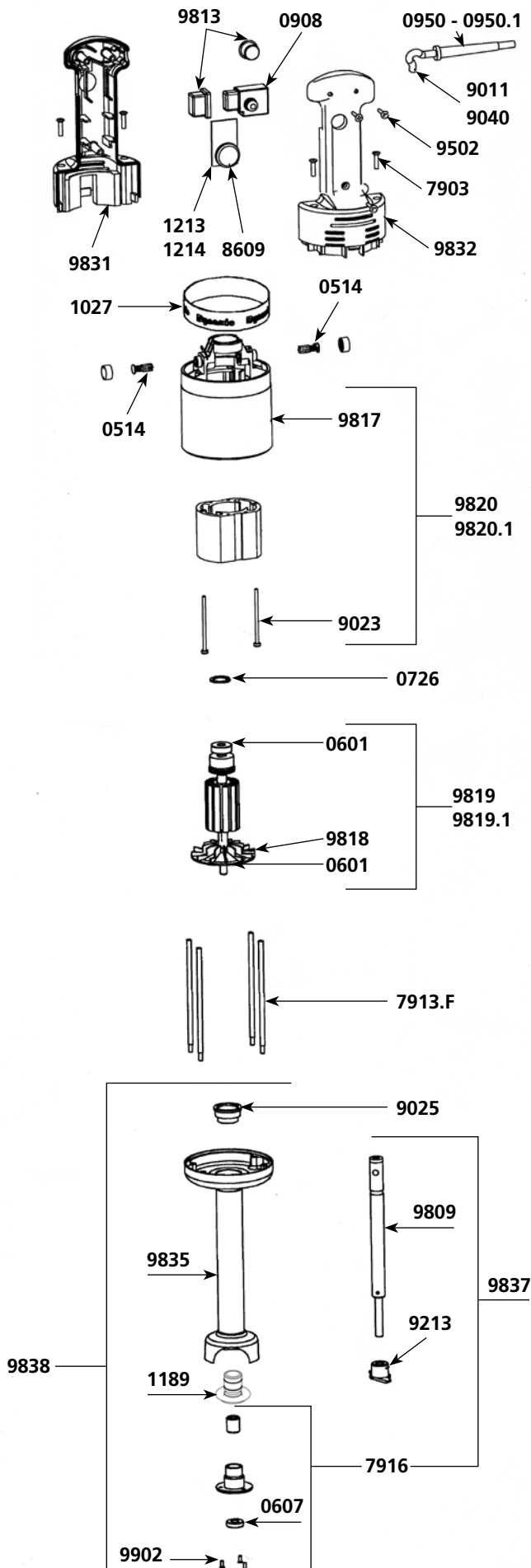
See machine catalog



FTP 94 MINI CORDLESS WHISK

Parts list	Code	List \$ Price
Handle screw (1)	0702	0.93
Non-locking switch	0908	37.33
Dynamic label	1027	15.55
Holder assembly screws	4022	5.27
Spacer screws (4)	8317	5.79
Lower half handle (label side)	9401.1	53.66
Upper half handle	9402	53.66
Clips (2)	9404	7.33
Spacer rods (4)	9416	16.51
Motor & gear	9417	151.06
Whisk connection box w/3 rings	9418	89.17
Middle gear & axle	9420	107.46
Equipped output shaft w/2 gears + 2 pins	9421	102.22
Holder assembly w/ seals & washer+D331	9422	54.29
Whisks (2)	9424	97.88
Complete handle	9431	107.43

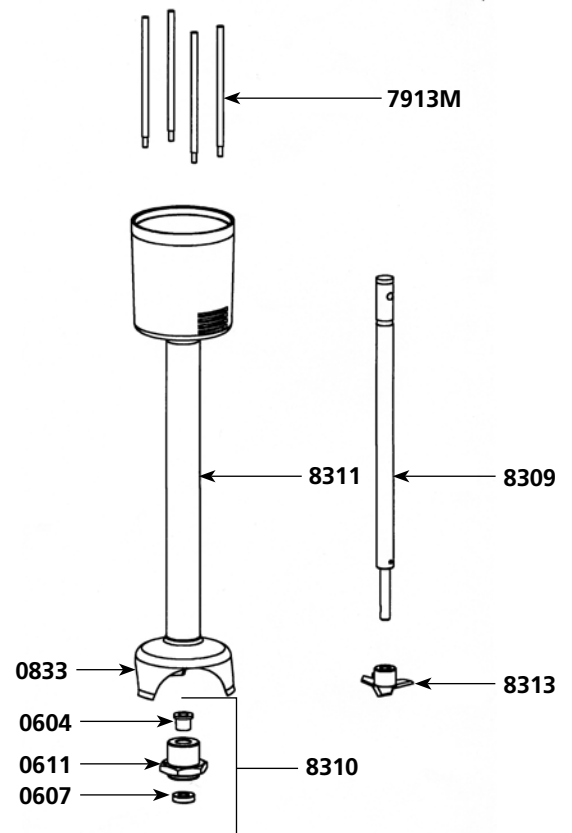
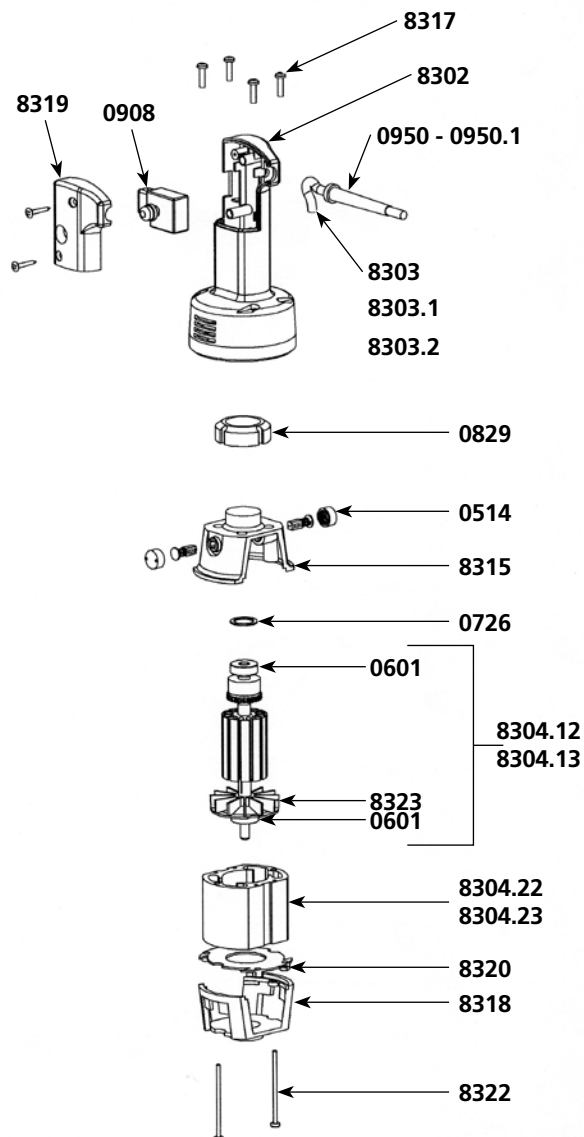




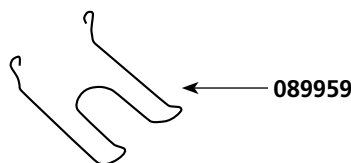
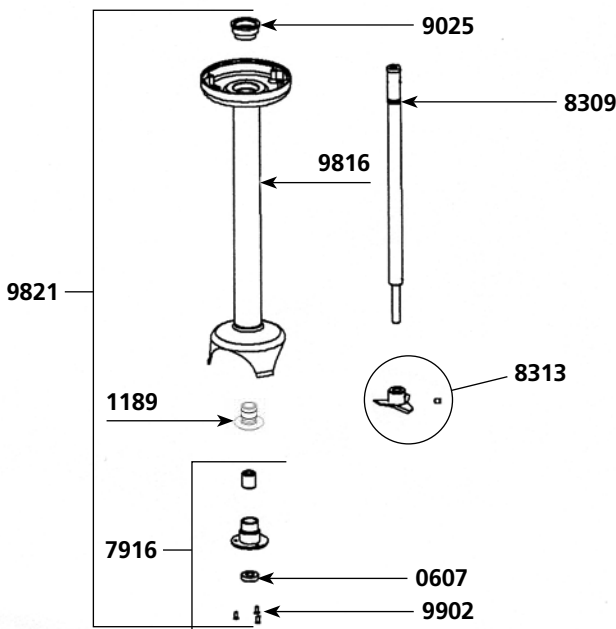
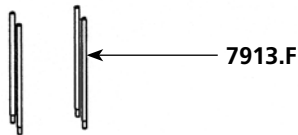
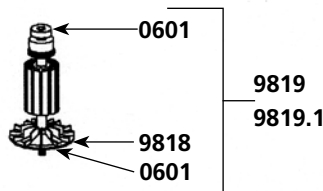
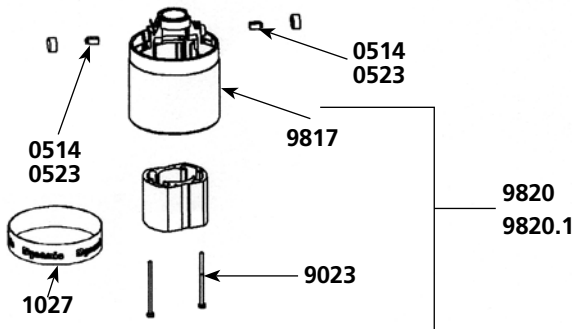
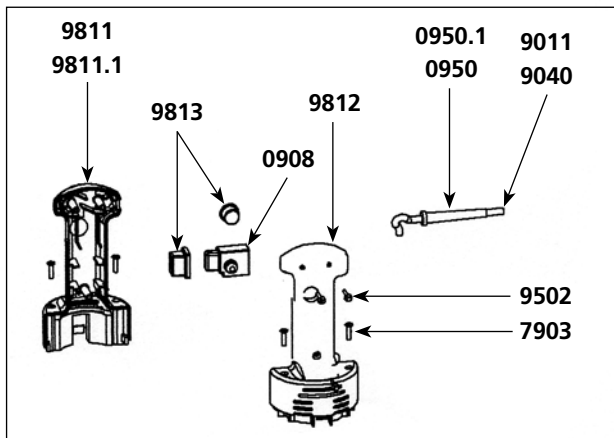
Parts list	Code	List \$ Price
Motor brushes (2)	0514	17.83
Ball bearing	0601	17.83
Waterproof seal	0607	23.27
Squeezing washer	0726	2.50
Non-locking switch	0908	37.33
Capacitor	0909	15.81
Strain relief 230 V	0950	3.13
Strain relief 115V	0950.1	3.13
Warning label	1017	6.27
Dynamic label	1027	15.55
Label w/ serial number 230 V	1065	5.96
Label w/ serial number 115 V	1066	5.96
Bearing holder + ring	1189	26.66
Variable speed control board 230 V	1213	123.59
Variable speed control board 115 V	1214	107.41
Spacer screws (4)	7903	5.79
Spacer rods (4)	7913.F	20.11
Lower bearing assembly	7916	43.21
Variable speed control button	8609	17.38
Power cord (2 cords) 230 V	9011	27.67
Stator screws (2)	9023	4.71
Self-lubricating ring	9025	5.44
Power cord 115 V	9040	34.63
Cutter blade w/screws	9213	47.23
Handle screws (3)	9502	0.76
Shaft	9809	91.58
Switch protector	9813	10.79
Upper motor casing (w/carbon brushes holder)	9817	55.61
Fan	9818	12.84
Rotor 230 V	9819	300.97
Rotor 115 V	9819.1	300.97
Stator 230 V (w/carter. carbon brushes holder)	9820	300.97
Stator 115 V (w/carter. carbon brushes holder)	9820.1	300.97
Complete handle w/ slot for speed control knob 230 V	9830	157.85
Complete handle w/ slot for speed control knob 115 V	9830.1	157.85
Lower half handle (label side) 230V	9831	36.34
Upper half handle (label side) 115V	9831.1	36.34
Upper half handle	9832	32.63
Foot assembly (tube + housing + bell + bearing)	9835	190.53
Motor & shaft housing	9837	157.85
Complete foot assembly	9838	334.72
Lower bearing screws (3)	9902	1.56

Parts list	Code	List \$ Price
Motor brushes (2)	0514	17.83
Ball bearing	0601	17.83
Self-lubricating ring	0604	2.53
Waterproof seal	0607	23.27
O. ring	0611	2.50
Motor self-lubricating ring	0829	27.04
Hook	0860	9.76
Stainless steel bell	0833	111.33
Non-locking switch	0908	37.33
Capacitor	0909	15.81
Strain relief 230 V	0950	3.13
Strain relief 115 V	0950.1	3.13
Spacer rods (4)	7913M	20.11
Complete handle 230 V	8301	94.74
Complete handle 115 V	8301.1	94.74
Handle only w/screws	8302	51.81
Power cord 230 V	8303	37.21
Power cord 115 V	8303.2	44.26

Parts list	Code	List \$ Price
Complete Motor 230 V	8304	521.06
Complete Motor 115 V	8304.1	521.06
Rotor 230 V	8304.12	300.97
Rotor 115 V	8304.13	300.97
Stator 230 V	8304.22	300.97
Stator 115 V	8304.23	300.97
Shaft	8309	93.47
S.S. lower ball bearing assembly	8310	155.62
Motor & shaft housing	8311	254.28
Cutter blade w/screw	8313	47.23
Upper motor casing (w/carbon brushes holder)	8315	63.96
Spacer screws	8317	5.79
Lower motor casing	8318	16.44
Handle cover + screws	8319	12.31
Deflector	8320	11.35
Ground wire	8321	6.90
Screws w/ ground washer (2)	8322	1.08
Fan	8323	11.35



9810 - 9810.1



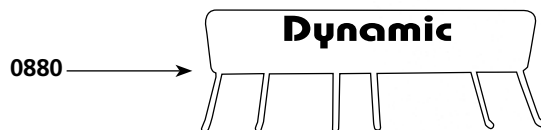
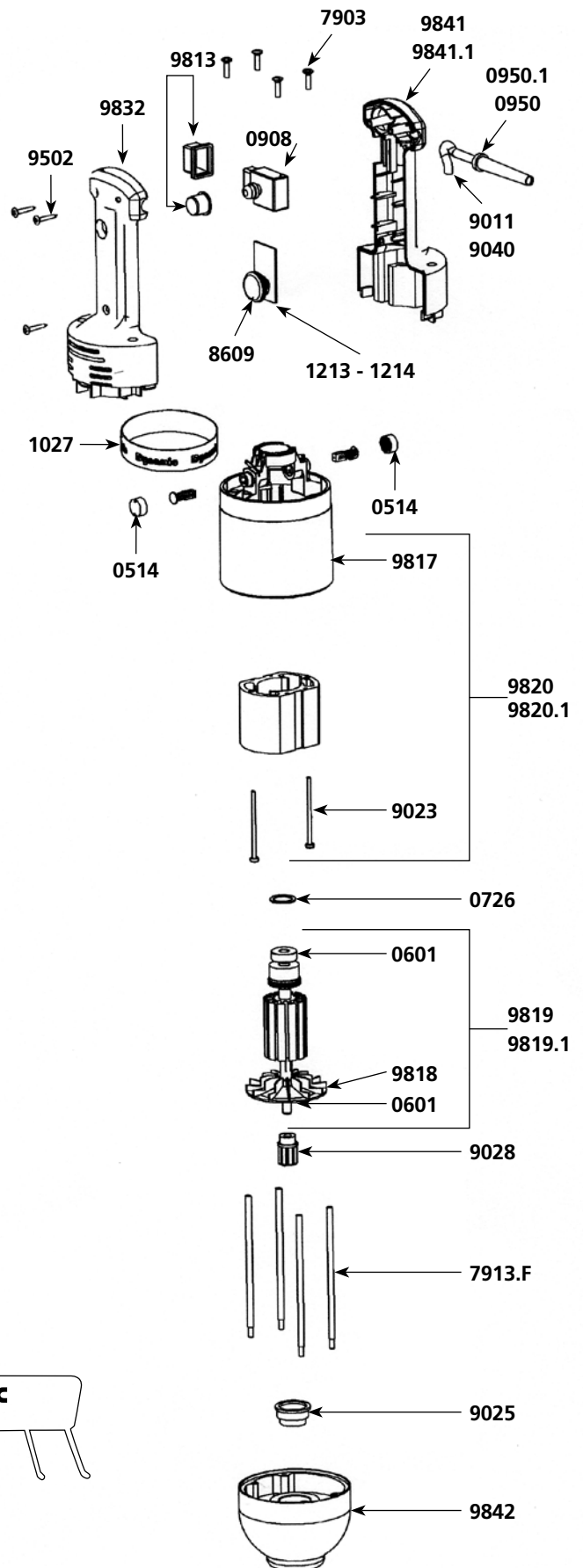
Parts list

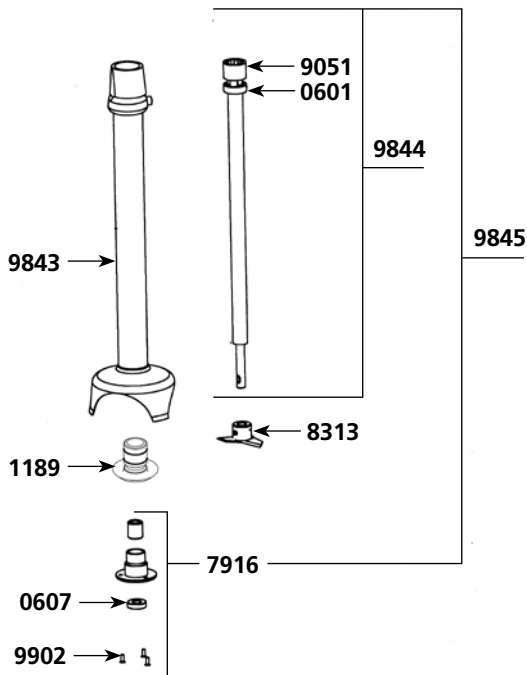
Code List \$ Price

Code	List \$	Price
0514	17.83	17.83
0523	17.83	17.83
0601	17.83	17.83
0607	23.27	23.27
0726	2.50	2.50
089959	26.17	26.17
0908	37.33	37.33
0950	3.13	3.13
0950.1	3.13	3.13
0972.1	20.53	20.53
1017	6.27	6.27
1027	15.55	15.55
1063	6.52	6.52
1064	6.52	6.52
1189	26.66	26.66
1213	123.59	123.59
1214	107.41	107.41
7903	5.79	5.79
7913.F	20.11	20.11
7916	43.21	43.21
8309	93.47	93.47
8313	47.23	47.23
9011	27.67	27.67
9023	4.71	4.71
9025	5.44	5.44
9040	34.63	34.63
9502	0.76	0.76
9810	83.44	83.44
9810.1	83.44	83.44
9811	36.34	36.34
9811.1	36.34	36.34
9812	32.63	32.63
9813	10.79	10.79
9816	190.53	190.53
9817	55.61	55.61
9818	12.84	12.84
9819	300.97	300.97
9819.1	300.97	300.97
9820	300.97	300.97
9820.1	300.97	300.97
9821	366.33	366.33
9836	157.85	157.85
9902	1.56	1.56

MOTOR BLOCK PMDH / PMF 250

Parts list	Code	List \$ Price
Motor brushes (2)	0514	17.83
Ball bearing	0601	17.83
Squeezing washer	0726	2.50
Wall bracket	0880	90.47
Non-locking switch	0908	37.33
Capacitor	0909	15.81
Strain relief 230 V	0950	3.13
Strain relief 115V	0950.1	3.13
Warning label	1017	6.27
Dynamic label	1027	15.55
Label w/ serial number 230 V	1071	6.52
Label w/ serial number 115 V	1072	6.52
Variable speed control board 230 V	1213	123.59
Variable speed control board 115 V	1214	107.41
Spacer screws (4)	7903	5.79
Spacer rods (4)	7913.F	20.11
Variable speed control knob	8609	17.38
Power cord 230 V	9011	27.67
Stator screws (2)	9023	4.71
Self-lubricating ring	9025	5.44
Coupler for armature	9028	11.89
Power cord 115 V	9040	34.63
Handle screws (3)	9502	0.76
Switch protector	9813	10.79
Upper motor casing	9817	55.61
Fan	9818	12.84
Rotor w/o coupling 230 V	9819	300.97
Rotor w/o coupling 115 V	9819.1	300.97
Stator 230 V w/carter. carbon brushes holders	9820	300.97
Stator 115 V w/carter. carbon brushes holders	9820.1	300.97
Upper half handle	9832	32.63
Complete handle 230 V	9840	157.85
Complete handle 115 V	9840.1	157.85
Lower half handle w/ label 230 V	9841	36.34
Lower half handle w/ label 115 V	9841.1	36.34
Aluminium carter	9842	167.34
BM 250 Motor block (see machine catalog)	AC005	-



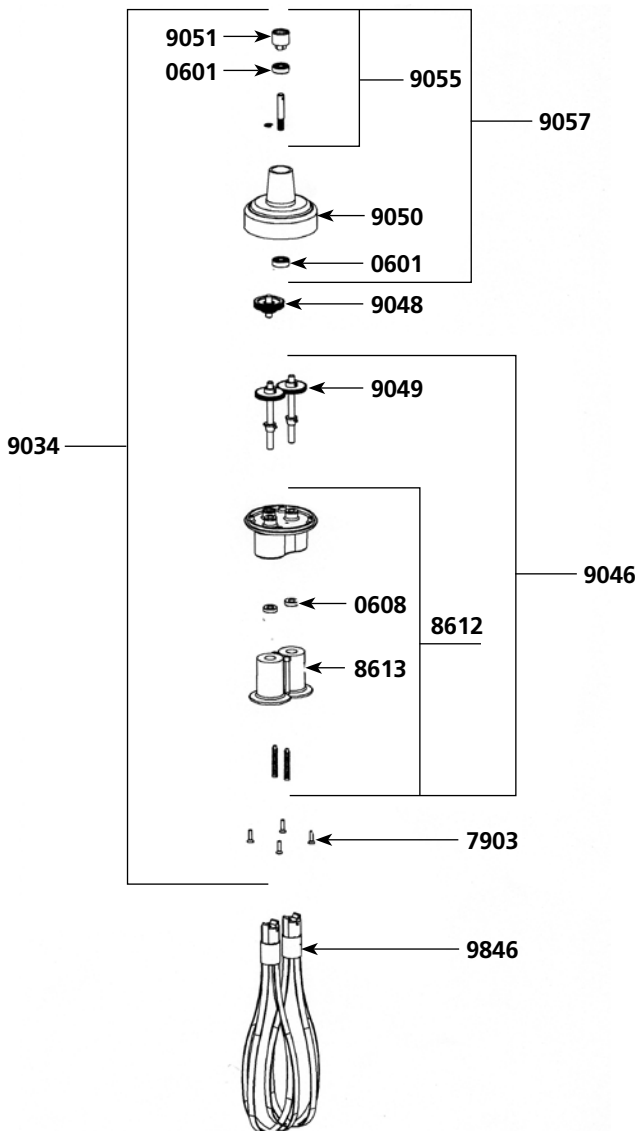


PMF - PMDH 250 foot

Parts list

Code List \$ Price

	Code	List \$ Price
Ball bearing	0601	17.83
Waterproof seal	0607	23.27
Lower bearing assembly support	1189	26.66
Lower ball bearing assembly	7916	43.21
Cutter blade (w/screw)	8313	47.23
Coupling casing + pins	9051	18.85
Tube assembly + palier + bearing	9843	157.85
Shaft & coupling sleeve	9844	202.12
Shaft, lower bearing & cutter assembly	9845	181.97
Lower bearing screws (3)	9902	1.56
M 250 Complete Mixer tool (see machine catalog)	AC006	-



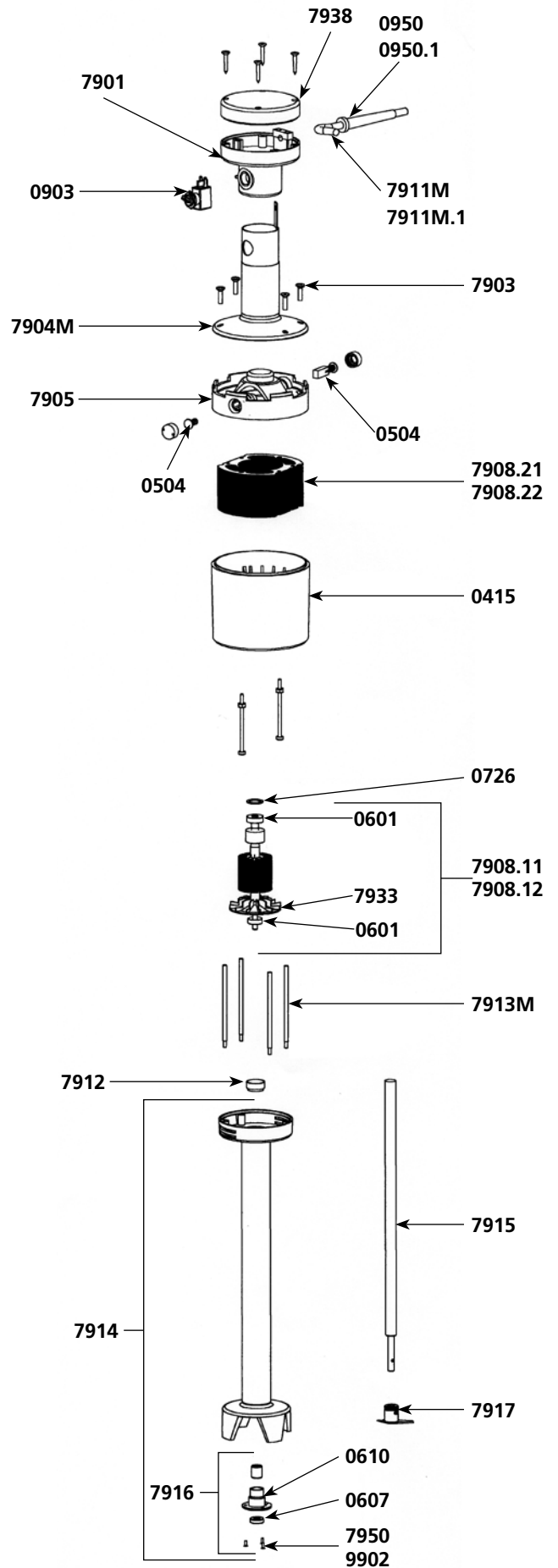
PMF 250 whisk tools

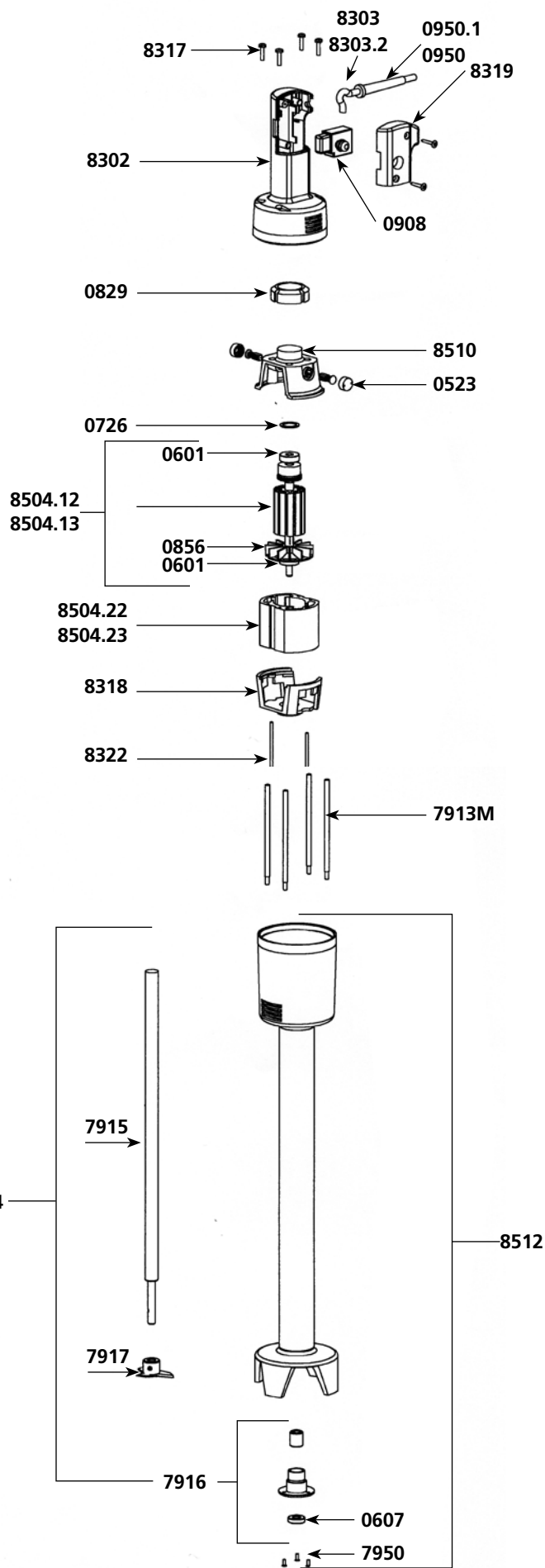
Parts list

Code List \$ Price

	Code	List \$ Price
Ball bearing	0601	17.83
Waterproof seal for whisk	0608	23.93
Pin 3 X 20	0744	2.77
Pin 3 X 14	0745	2.50
Spacer screws (4)	7903	5.79
Holder + plastic ejector + seal	8612	81.28
Plastic ejectors (pair)	8613	34.70
Reduction gear assembly	9034	368.04
Lower casing w/o middle gear	9046	305.16
Central double gear & shaft	9048	129.50
Single gear (2) + pin	9049	105.26
Upper plastic casing	9050	107.41
Coupling casing + pin	9051	18.85
Equipped upper shaft	9055	89.45
Complete upper casing	9057	139.56
Whisks (2)	9846	176.90
F 250 Complete Whisk tool (see machine catalog)	AC007	-

Parts list	Code	List \$ Price
Sleeve	0415	42.22
Motor brushes (2)	0504	17.83
Ball bearing	0601	17.83
Waterproof seal	0607	23.27
O. ring	0610	2.50
Squeezing washer	0726	2.50
Rocking switch	0903	21.89
Strain relief 230 V	0950	3.13
Strain relief 115 V	0950.1	3.13
Complete handle	7901	56.83
Spacer screws (4)	7903	5.79
ID plate 230 V	7904M	61.28
ID plate 115 V	7904M.1	61.28
Motor housing w/carbon brush holder	7905	53.24
Motor 230 V	7908	475.42
Motor 115 V	7908.1	475.42
Rotor with fan 115 V	7908.11	291.51
Rotor with fan 230 V	7908.12	284.23
Stator 115 V	7908.21	299.55
Stator 230 V	7908.22	299.55
Power cord 230 V	7911M	37.21
Power cord 115 V	7911M.1	37.21
Ball bearing sleeve	7912	4.71
Brace (4)	7913M	20.11
Foot assembly w/ lower bearing assembly	7914	389.03
Shaft & coupling sleeve	7915	93.47
Lower bearing assembly	7916	43.21
Cutter blade w/screw	7917	47.23
Capacitor	7931	15.81
Fan	7933	11.36
Shaft. lower bearing & cutter assembly	7934	161.03
Handle top w/screw	7938	23.14
Lower bearing screws (3)	7950	1.56
Lower bearing all stainless screws (3)	9902	1.56



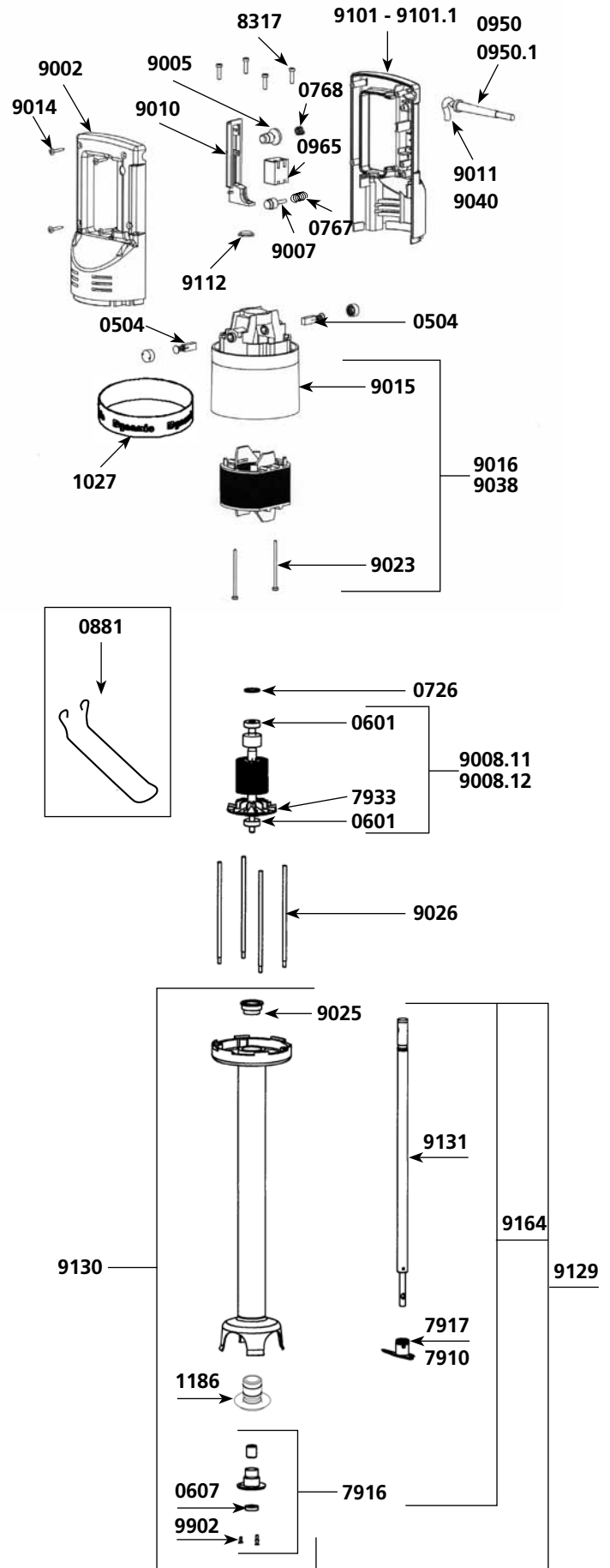


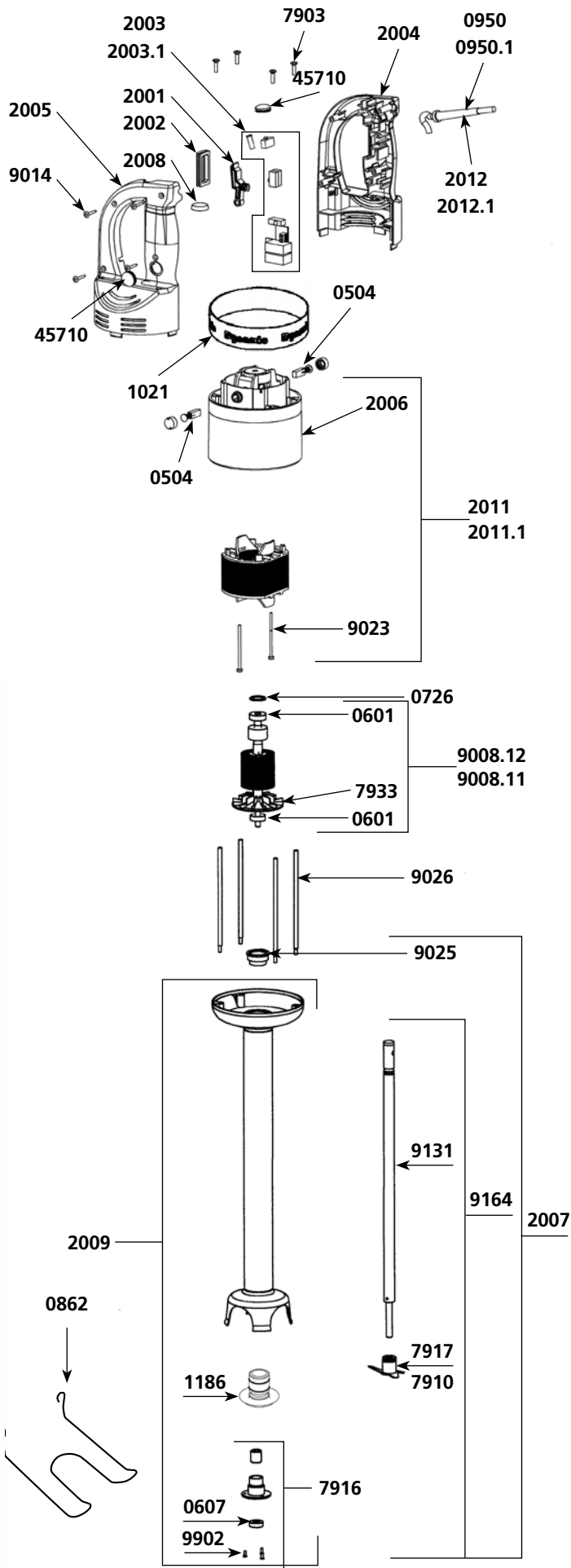
Parts list

Code List \$ Price

Part Name	Code	List \$	Price
Motor brushes (2)	0523	17.83	
Ball bearing	0601	17.83	
Waterproof seal	0607	23.27	
O. ring	0610	2.50	
Squeezing washer	0726	2.50	
Motor self-lubricating ring	0829	27.04	
Fan	0856	11.4	
Hook	0860	9.76	
Non-locking switch	0908	37.33	
Capacitor	0909	15.81	
Strain relief 230 V	0950	3.13	
Strain relief 115 V	0950.1	3.13	
Brace (4)	7913M	20.11	
Shaft	7915	93.47	
Lower bearing assembly	7916	43.21	
Cutter blade w/screw	7917	47.23	
Shaft, lower bearing & cutter assembly	7934	161.03	
Lower bearing screws (3)	7950	1.56	
Complete handle 230 V	8301	94.74	
Complete handle 115 V	8301.1	94.74	
Handle only w/screws	8302	51.81	
Power cord 230 V	8303	37.21	
Power cord 115 V	8303.2	44.26	
Spacer screws (4)	8317	5.79	
Lower motor casing	8318	16.44	
Cover for handle	8319	12.31	
Ground wire	8321	6.90	
Screws w/ ground washer	8322	1.08	
Motor 230 V	8504	522.23	
Motor 115 V	8504.1	522.23	
Rotor 230 V	8504.12	284.84	
Rotor 115 V	8504.13	284.84	
Stator 230 V	8504.22	300.20	
Stator 115 V	8504.23	300.20	
Upper motor casing (w/carbon brushes holder)	8510	64.11	
Foot assembly w/ lower ball bearing assembly	8512	389.9	

Parts list	Code	List \$ Price
Motor brushes (2)	0504	17.83
Ball bearing	0601	17.83
Waterproof seal	0607	23.27
Squeezing washer	0726	2.50
Lock button return spring	0767	5.28
Safety button return spring	0768	4.93
Wall bracket	0881	10.41
Long wall bracket	0881.L	12.73
Strain relief 230 V	0950	3.13
Strain relief 115 V	0950.1	3.13
Switch (230 V / 115 V)	0965	47.35
Capacitor (115V)	0972	17.65
Capacitor + filter (230V)	0972.1	20.53
Warning label	1017	6.27
Dynamic label	1027	15.55
Label w/ serial number 230 V	1028	6.52
Label w/ serial number 115 V	1029	6.52
Bering holder + seal	1186	26.66
Emulsifying blade	7910	75.50
Lower bearing assembly	7916	43.21
Cutter blade	7917	47.23
Fan	7933	11.36
Lower bearing screws (3)	7950	1.56
Spacer screws (4)	8317	5.79
Upper half handle (button side)	9002	69.77
Safety switch	9005	3.79
Locking switch	9007	3.62
Rotor 115 V	9008.11	284.23
Rotor 230 V	9008.12	284.23
Plug	9009	3.79
Control lever	9010	16.37
Power cord 230 V	9011	27.67
Handle screws (4)	9014	0.83
Motor housing brush holder	9015	94.48
Stator 230 V	9016	252.64
Motor field screws (2)	9023	4.71
Ball bearing sleeve	9025	5.44
Spacer rods (4)	9026	20.11
Stator 115 V	9038	252.64
Power cord 115 V	9040	34.63
Motor brush wires 230 V	9043	11.89
Complete handle w/ power cord 230 V	9100	201.66
Complete handle w/ power cord 115 V	9100.1	201.66
Half handle. label side (230V)	9101	73.01
Half handle. label side (115V)	9101.1	73.01
Speed control plug	9112	2.55
Complete foot assembly	9129	484.78
Foot assembly w/ bearing assembly	9130	345.02
Fitted shaft	9131	93.47
Carbon brush wires 115 V	9143	11.89
Shaft. lower bearing & cutter assembly	9164	165.37
Lower bearing screws (3)	9902	1.56





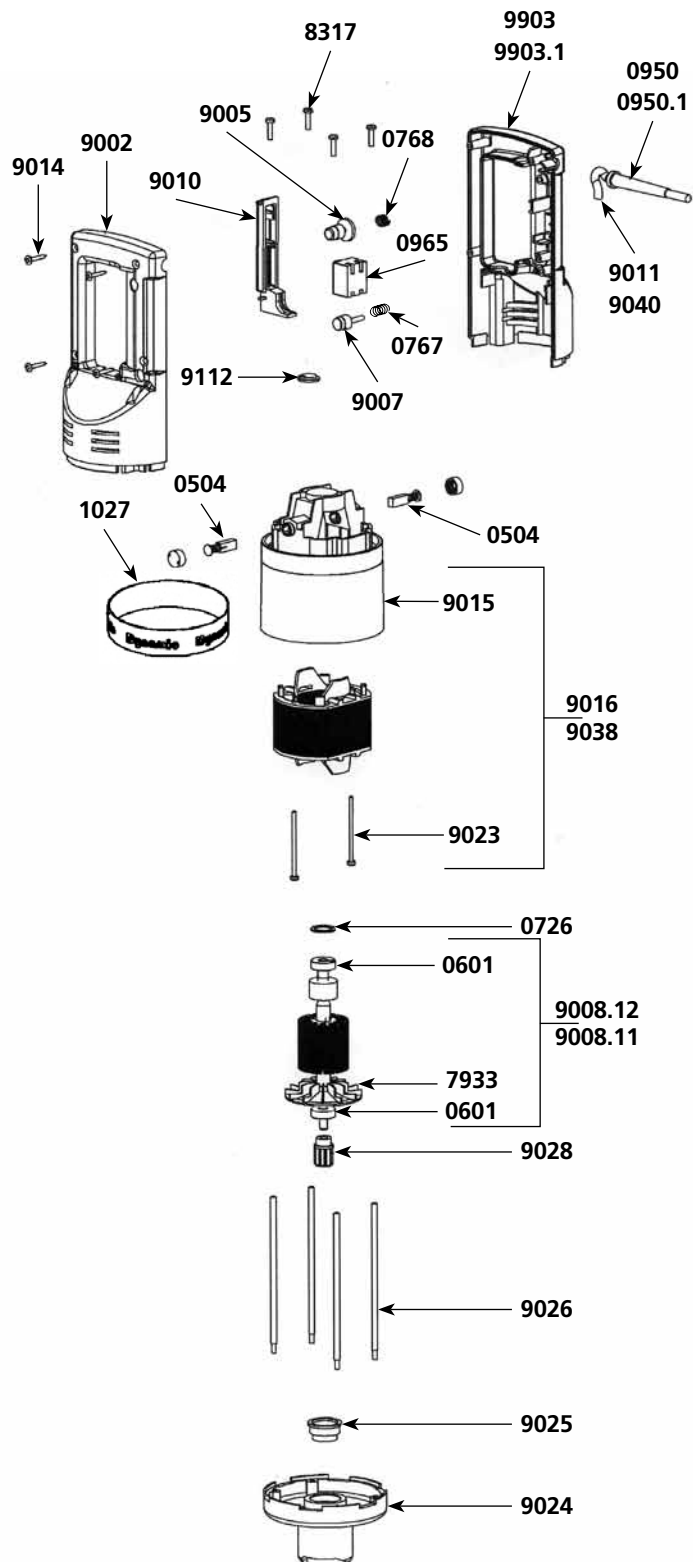
Parts list	Code	List \$ Price
Motor brushes (2)	0504	17.83
Ball bearing	0601	17.83
Waterproof seal	0607	23.27
Squeezing washer	0726	2.50
Safety button return spring	0768	4.93
Wall bracket	0862	26.10
Strain relief 230 V	0950	3.13
Strain relief 115 V	0950.1	3.13
Filter	0999.20	20.18
Warning label	1017	6.27
Dynamic label	1021	15.55
Label w/ serial number 230 V	1067	6.42
Label w/ serial number 115 V	1068	6.42
Lower bearing assembly support	1186	26.66
Micro switch	1237	13.94
Power on indicator light 230 V	1241	7.60
Power on indicator light 115 V	1241.1	7.60
Control lever	2001	12.92
Safety control lever	2002	7.67
Circuit board 230 V (4 switches + capacitor)	2003	156.66
Circuit board 115 V (4 switches + capacitor)	2003.1	156.66
Upper half handle (no button)	2004	66.94
Lower half handle (button side)	2005	66.94
Motor housing brush holder	2006	93.47
Complete foot assembly	2007	479.99
Speed control plug	2008	2.55
Foot assembly w/ bearing assembly	2009	334.72
Complete handle w/ power cord 230 V	2010	329.03
Complete handle w/ power cord 115 V	2010.1	329.03
Stator 230 V	2011	257.69
Stator 115 V	2011.1	257.69
Power cord 230 V > 2002	2012	36.41
Power cord 115 V > 2002	2012.1	36.41
Spacer screws (4)	7903	5.79
Emulsifying blade	7910	75.50
Lower bearing assembly	7916	43.21
Cutter blade w/screw	7917	47.23
Fan	7933	11.36
Rotor 115 V	9008.11	284.23
Rotor 230 V	9008.12	284.23
Power cord 230 V < 2002	9011	27.67
Handle screws (4)	9014	0.83
Motor field screws (2)	9023	4.71
Ball bearing sleeve	9025	5.44
Spacers rods (4)	9026	20.11
Power cord 115 V < 2002	9040	34.63
Carbon brush wires 230 V	9043	11.89
Fitted shaft	9131	93.47
Carbon brush wires 115 V	9143	11.89
Shaft. lower bearing & cutter assembly	9164	165.37
Lower bearing screws (3)	9902	1.56
Rubber button cap	45710	3.87

MDH 460 DETACHABLE

Motor

Parts list	Code	List \$ Price
Motor brushes (2)	0504	17.83
Ball bearing	0601	17.83
Squeezing washer	0726	2.50
Lock button return spring	0767	5.28
Safety button return spring	0768	4.93
Strain relief 230 V	0950	3.13
Strain relief 115 V	0950.1	3.13
Switch	0965	47.35
Capacitor	0972	17.65
Capacitor + filter	0972.1	20.53
Warning label	1017	6.27
Dynamic label	1027	15.55
ID label 230 V	1054	6.52
ID label 115 V	1055	6.52
Fan	7933	11.36
Spacer screws (4)	8317	5.79
Half handle (button side)	9002	69.77
Rubber button cap	9005	3.79
Lock button	9007	3.62
Rotor 115 V	9008.11	284.23
Rotor 230 V	9008.12	284.23
Plug	9009	3.79
Control lever	9010	16.37
Power cord 230 V	9011	27.67
Handle screws (4)	9014	0.83
Motor housing brush holder	9015	94.48
Stator 230 V	9016	252.64
Motor field screws (2)	9023	4.71
Lower aluminum housing	9024	168.47
Ball bearing sleeve	9025	5.44
Spacer rods (4)	9026	20.11
Coupler for armature	9028	11.89
Stator 115 V	9038	252.64
Power cord 115 V	9040	34.63
Ground wire 230 V	9043	11.89
Speed control plug	9112	2.55
Ground wire 115 V	9143	11.89
Complete handle 230 V	9900	201.66
Complete handle 115 V	9900.1	201.66
230 V Half handle (label side)	9903	71.54
115 V Half handle (label side)	9903.1	71.54

FOR FOOT ATTACHMENT, REFERENCE PAGE 34

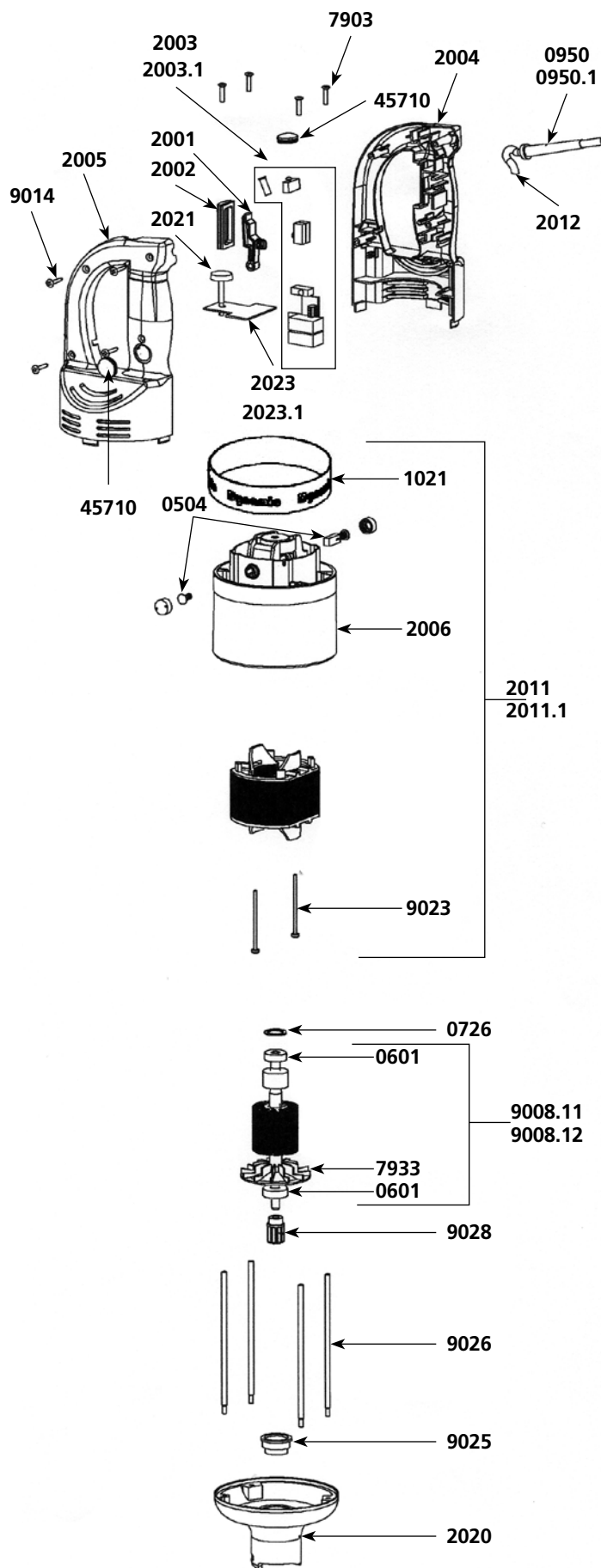


Motor

Parts list Code List \$ Price

Parts list	Code	List \$	Price
Motor brushes (2)	0504	17.83	
Ball bearing	0601	17.83	
Squeezing washer	0726	2.50	
Safety button return spring	0768	4.93	
Strain relief 230 V	0950	3.13	
Strain relief 115 V	0950.1	3.13	
C.E.M. Filter	0999.20	20.18	
Warning label	1017	6.27	
Dynamic label	1021	15.55	
ID label 230 V	1075	6.42	
ID label 115 V	1076	6.42	
Micro switch	1237	13.94	
Power on indicator light 230 V	1241	7.60	
Power on indicator light 115 V	1241.1	7.60	
Control lever	2001	12.92	
Control lever protector	2002	7.67	
Circuit board 230 V (4 switches + capacitor)	2003	156.66	
Circuit board 115 V (4 switches + capacitor)	2003.1	156.66	
Half handle (no button)	2004	66.94	
Half handle (button side)	2005	66.94	
Motor housing brush holder	2006	93.47	
Speed control plug	2008	2.55	
Complete handle 230 V	2010	329.03	
Complete handle 115 V	2010.1	329.03	
Stator 230 V (0504 not included)	2011	257.69	
Stator 115 V (0504 not included)	2011.1	257.69	
Power cord 230 V > 2002	2012	36.41	
Power cord 115 V > 2002	2012.1	36.41	
Lower aluminum housing	2020	171.83	
Speed variator knob	2021	5.06	
Complete handle 230 V with variator (from N°040132)	2022	329.03	
Complete handle 115 V with variator (from N°040132)	2022.1	329.03	
Speed variator 230 V	2023	120.09	
Speed Variator 115 V	2023.1	120.09	
Spacer screws (4)	7903	5.79	
Fan	7933	11.36	
Rotor 115 V	9008.11	284.23	
Rotor 230 V	9008.12	284.23	
Power cord 230 V < 2002	9011	27.67	
Handle screws (4)	9014	0.83	
Motor field screws (2)	9023	4.71	
Motor ball bearing sleeve	9025	5.44	
Spacer rods (4)	9026	20.11	
Coupler for armature	9028	11.89	
Power cord 115 V < 2002	9040	34.63	
Carbons brush wires 230 V	9043	11.89	
Power cord (Australian) < 2002	9066	69.41	
Carbons brush wires 115 V	9143	11.89	
Rubber button cap	45710	3.87	

FOR FOOT ATTACHMENT, REFERENCE PAGE 34



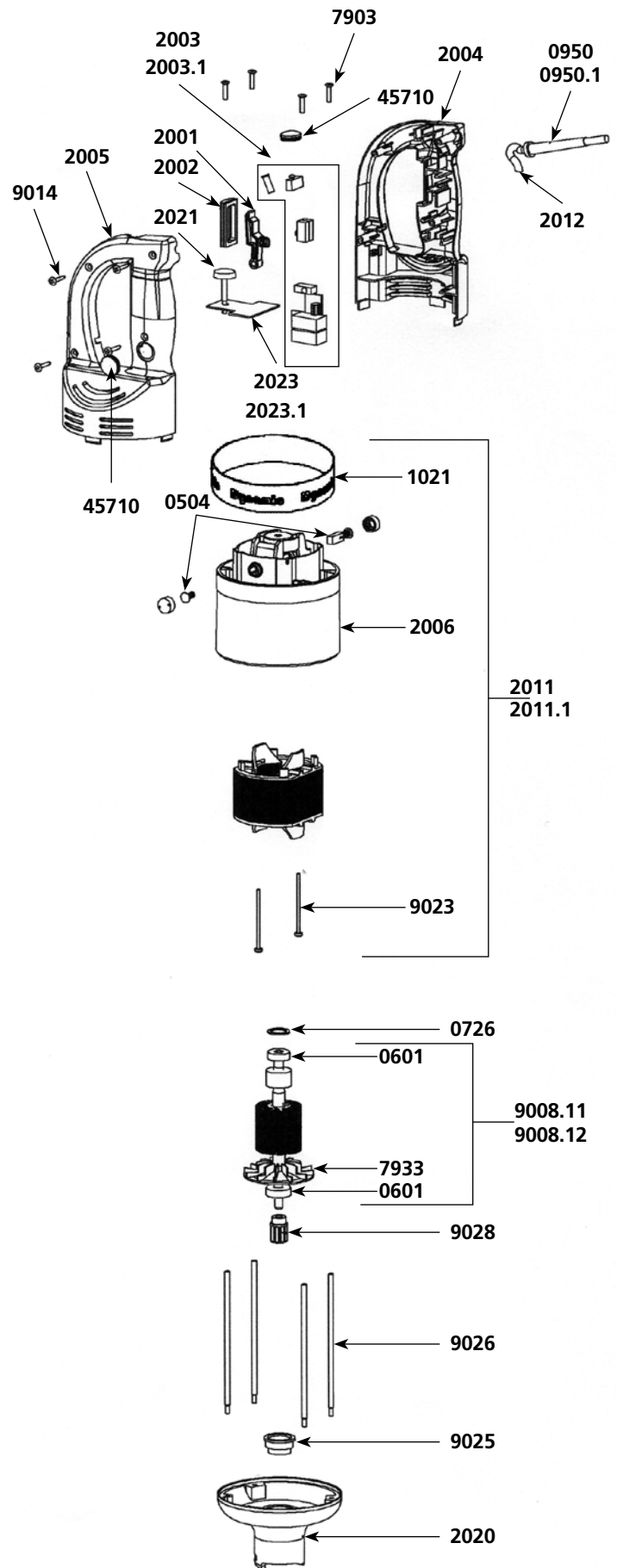
Motor

Parts list

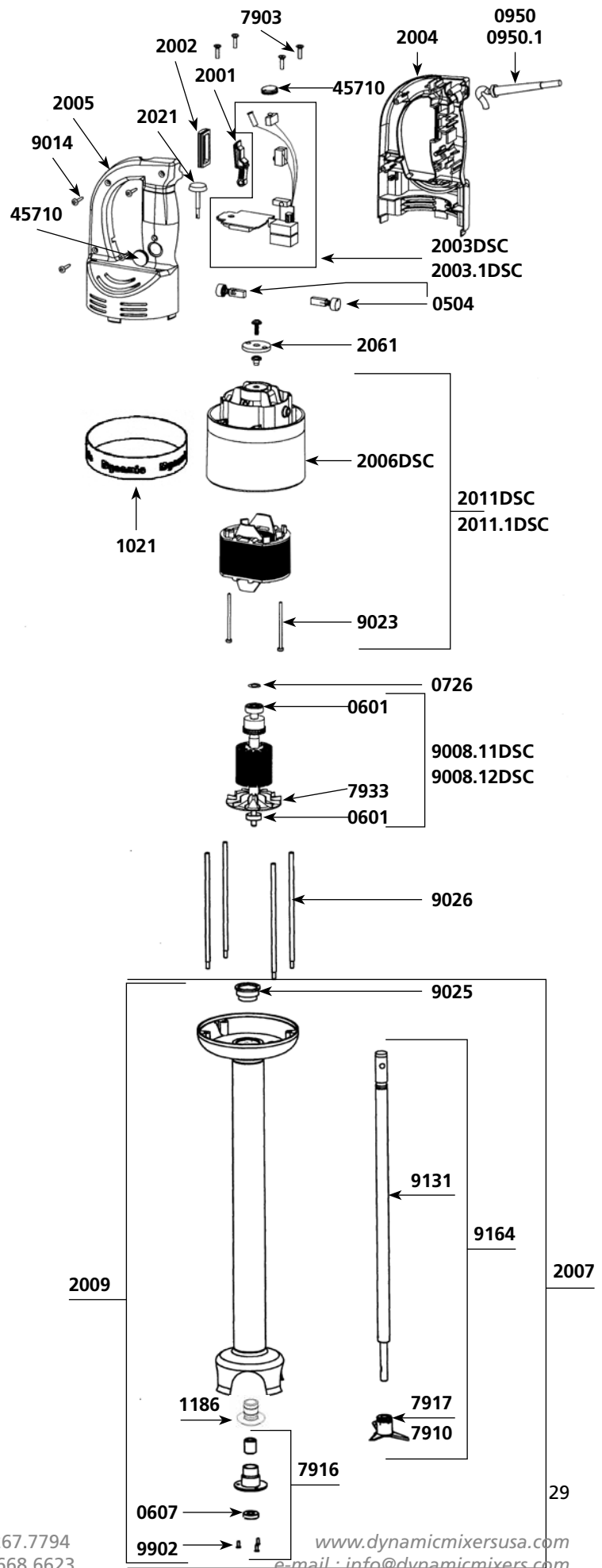
Code List \$ Price

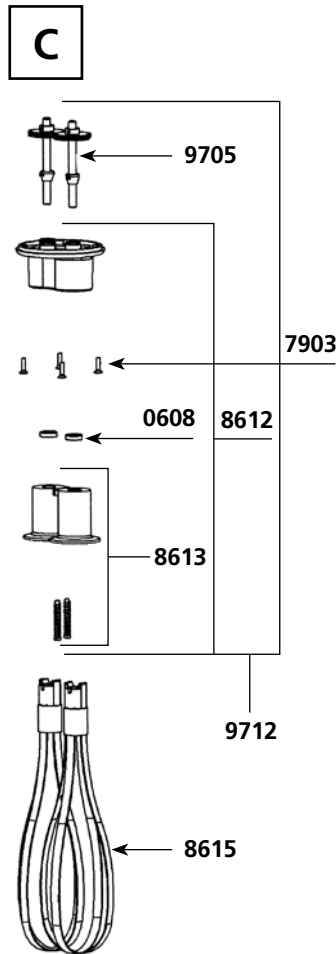
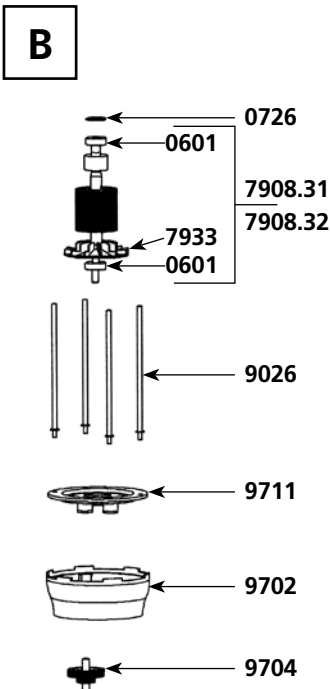
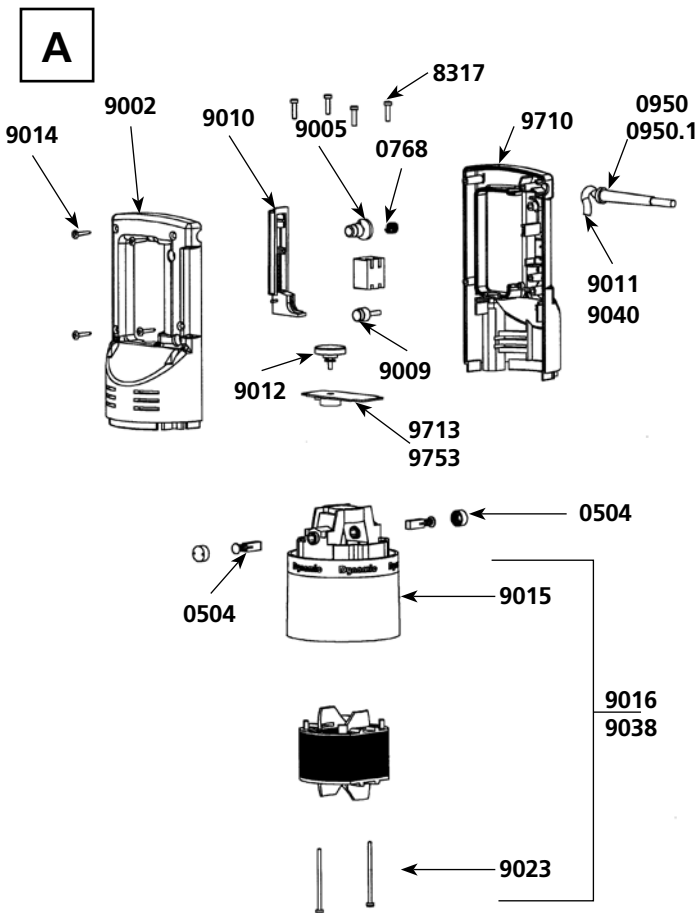
Motor brushes (2)	0504	17.83
Ball bearing	0601	17.83
Squeezing washer	0726	2.50
Safety button return spring	0768	4.93
Strain relief 230 V	0950	3.13
Strain relief 115 V	0950.1	3.13
C.E.M. Filter	0999.20	20.18
Warning label	1017	6.27
Dynamic label	1021	15.55
ID label 230 V	1075	6.42
ID label 115 V	1076	6.42
Micro switch	1237	13.94
Power on indicator light 230 V	1241	7.60
Power on indicator light 115 V	1241.1	7.60
Control lever	2001	12.92
Control lever protector	2002	7.67
Circuit board 230 V (4 switches + capacitor)	2003	156.66
Circuit board 115 V (4 switches + capacitor)	2003.1	156.66
Half handle (no button)	2004	66.94
Half handle (button side)	2005	66.94
Motor housing brush holder	2006	93.47
Speed control plug	2008	2.55
Complete handle 230 V	2010	329.03
Complete handle 115 V	2010.1	329.03
Stator 230 V (0504 not included)	2011	257.69
Stator 115 V (0504 not included)	2011.1	257.69
Power cord 230 V > 2002	2012	36.41
Power cord 115 V > 2002	2012.1	36.41
Lower aluminum housing	2020	171.83
Speed variator knob	2021	5.06
Complete handle 230 V with variator (from N°040132)	2022	329.03
Complete handle 115 V with variator (from N°040132)	2022.1	329.03
Speed variator 230 V	2023	120.09
Speed Variator 115 V	2023.1	120.09
Spacer screws (4)	7903	5.79
Fan	7933	11.36
Rotor 115 V	9008.11	284.23
Rotor 230 V	9008.12	284.23
Power cord 230 V < 2002	9011	27.67
Handle screws (4)	9014	0.83
Motor field screws (2)	9023	4.71
Motor ball bearing sleeve	9025	5.44
Spacer rods (4)	9026	20.11
Coupler for armature	9028	11.89
Power cord 115 V < 2002	9040	34.63
Carbons brush wires 230 V	9043	11.89
Power cord (Australian) < 2002	9066	69.41
Carbons brush wires 115 V	9143	11.89
Rubber button cap	45710	3.87

FOR FOOT ATTACHMENT, REFERENCE PAGE 34



Parts list	Code	List \$ Price
Motor brushes (2)	0504	17.83
Ball bearing	0601	17.83
Waterproof seal	0607	23.27
Squeezing washer	0726	2.50
Wall bracket	0862	26.10
Strain relief 230 V	0950	3.13
Strain relief 115 V	0950.1	3.13
Warning label	1017	6.27
Dynamic label	1021	15.55
ID label 115 V	1097	6.42
ID label 230 V	1099.15	6.42
Bearing holder + seal	1186	26.66
Control lever	2001	12.92
Safety control lever	2002	7.67
230 V electronic circuit board	2003DSC	304.66
115 V electronic circuit board	2003.1DSC	304.66
Half handle (no button)	2004	66.94
Half handle (button side)	2005	66.94
Motor housing brush holder	2006DSC	93.47
Complete foot assembly	2007	479.99
Foot assembly	2009	334.72
Stator 230 V	2011DSC	257.69
Stator 115 V	2011.1DSC	257.69
Power cord 230 V	2012	36.41
Power cord 115 V	2012.1	36.41
Variable speed control button	2021	5.06
Complete handle 230 V	2060	284.31
Complete handle 115 V	2060.1	284.31
Sensoring washer (washers. magnets. screws. small brace)	2061	21.95
Spacer screws (4)	7903	5.79
Emulsifying blade	7910	75.50
Lower bearing assembly	7916	43.21
Spacer cutter blade	7917	47.23
Fan	7933	11.36
Rotor 115 V	9008.11DSC	284.23
Rotor 230 V	9008.12DSC	284.23
Handle screws (4)	9014	0.83
Motor field screws (2)	9023	4.71
Motor ball bearing sleeve	9025	5.44
Spacer rods (4)	9026	20.11
Carbon brush wires (2) (230 V)	9043	11.89
Fitted shaft	9131	93.47
Carbon brush wires (2) (115 V)	9143	11.89
Shaft. lower ball bearing & cutter assembly	9164	165.37
Lower bearing screws (3)	9902	1.56
Rubber button cap	45710	3.87



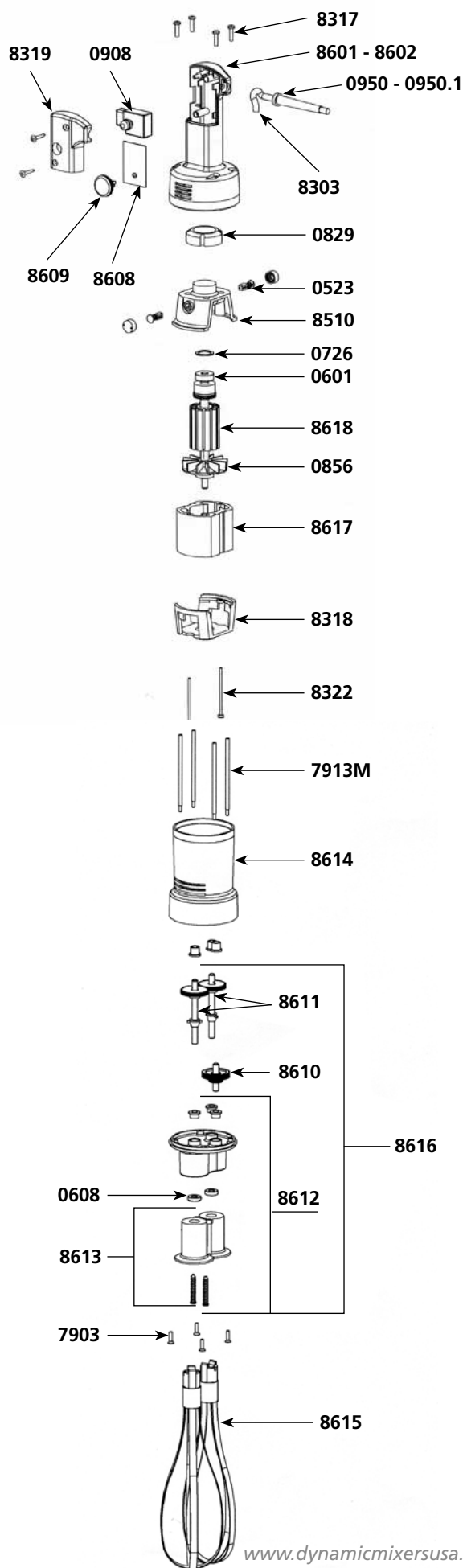


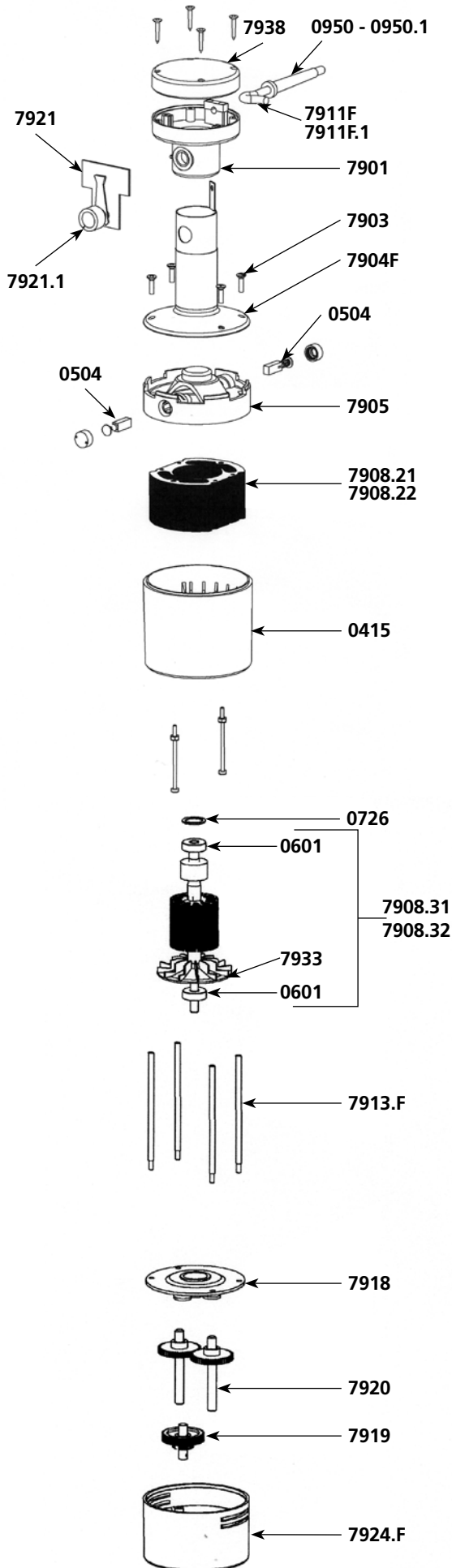
Parts list

Code List \$ Price

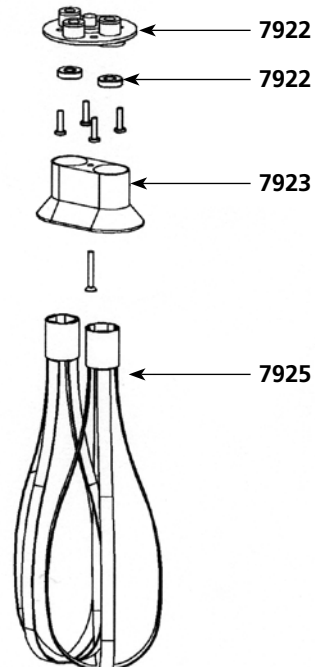
Motor brushes (2)	0504	17.83
Ball bearing	0601	17.83
Waterproof seal	0608	23.93
Squeezing washer	0726	2.50
Pin 3 X 20	0744	2.77
Pin 3 X 14	0745	2.50
Safety button return spring	0768	4.93
Wall bracket	0881	10.41
Strain relief 230 V	0950	3.13
Strain relief 115 V	0950.1	3.13
Switch 230 V	0964	47.35
Switch 115 V	0965	47.35
Capacitor	0972	17.65
Capacitor + filter	0972.1	20.53
ID label 115 V	1019	6.52
ID label 230 V	1020	6.52
Dynamic label	1027	15.55
Spacer screws (4)	7903	5.79
Rotor 115 V	7908.31	284.23
Rotor 230 V	7908.32	284.23
Fan	7933	11.36
Spacer screws (4)	8317	5.79
Holder + plastic ejector + seal (7903 not included)	8612	81.28
Plastic ejector (pair)	8613	34.70
Whisk (pair)	8615	185.44
Half handle (button side)	9002	69.77
Rubber button cap	9005	3.79
Plug	9009	3.79
Control lever	9010	16.37
Power cord 230 V	9011	27.67
Variable speed control button	9012	5.06
Handle screws (4)	9014	0.83
Motor housing brush holder	9015	94.48
Stator 230 V	9016	252.64
Motor field screws (2)	9023	4.71
Spacer rods (4)	9026	20.11
Stator 115 V	9038	252.64
Power cord 115 V	9040	34.63
Carbon brush wires 2 (230 V)	9043	11.89
Carbon brushe wires 2 (115 V)	9143	11.89
Lower aluminum housing	9702	185.64
Middle gear & shaft	9704	126.94
Output gear & shaft + Pins	9705	117.79
Complete handle 230 V	9706	303.15
Complete handle 115 V	9706.1	303.15
Half handle label side 230 V	9710	71.54
Half handle label side 115 V	9710.1	71.54
Plate w/ 3 seals	9711	43.43
Holder without gear (7903 not included)	9712	305.16
Variable speed control board 230 V	9713	119.99
Variable speed control board 115 V	9753	119.99

Parts list	Code	List \$ Price
Motor brushes (2)	0523	17.83
Ball bearing	0601	17.83
Waterproof seal	0608	23.93
Squeezing washer	0726	2.50
Pin 3 X 20	0744	2.77
Pin 3 X 14	0745	2.50
Motor bushing	0829	27.04
Fan	0856	11.40
Hook	0860	9.76
Non-locking switch	0908	37.33
Capacitor	0909	15.81
Strain relief 230 V	0950	3.13
Strain relief 115 V	0950.1	3.13
Spacer screws (4)	7903	5.79
Brace	7913M	20.11
Power cord 230 V	8303	37.21
Power cord (UK)	8303.1	37.21
Spacer screws (4)	8317	5.79
Lower motor housing	8318	16.44
Top handle screws	8319	12.31
Ground wire	8321	6.90
Screws with ground washers (2)	8322	1.08
Motor housing brush holder	8510	64.11
Complete handle 230 V	8601	157.85
Handle only + cap + screws	8602	51.81
Equipped motor	8604	522.23
Variable speed control board 230 V	8608	123.59
Variator knob w/clips	8609	17.38
Middle gear & shaft	8610	129.79
Output gear & shaft	8611	73.55
Holder + 2 plastic ejectors + 2 seals + 3 rings	8612	81.28
Plastic ejector (pair)	8613	34.70
Lower aluminum housing	8614	217.50
Whisk only (pair)	8615	185.44
Complete axles. support. cones and pignons	8616	305.84
Stator 230 V	8617	284.84
Rotor 230 V	8618	300.20

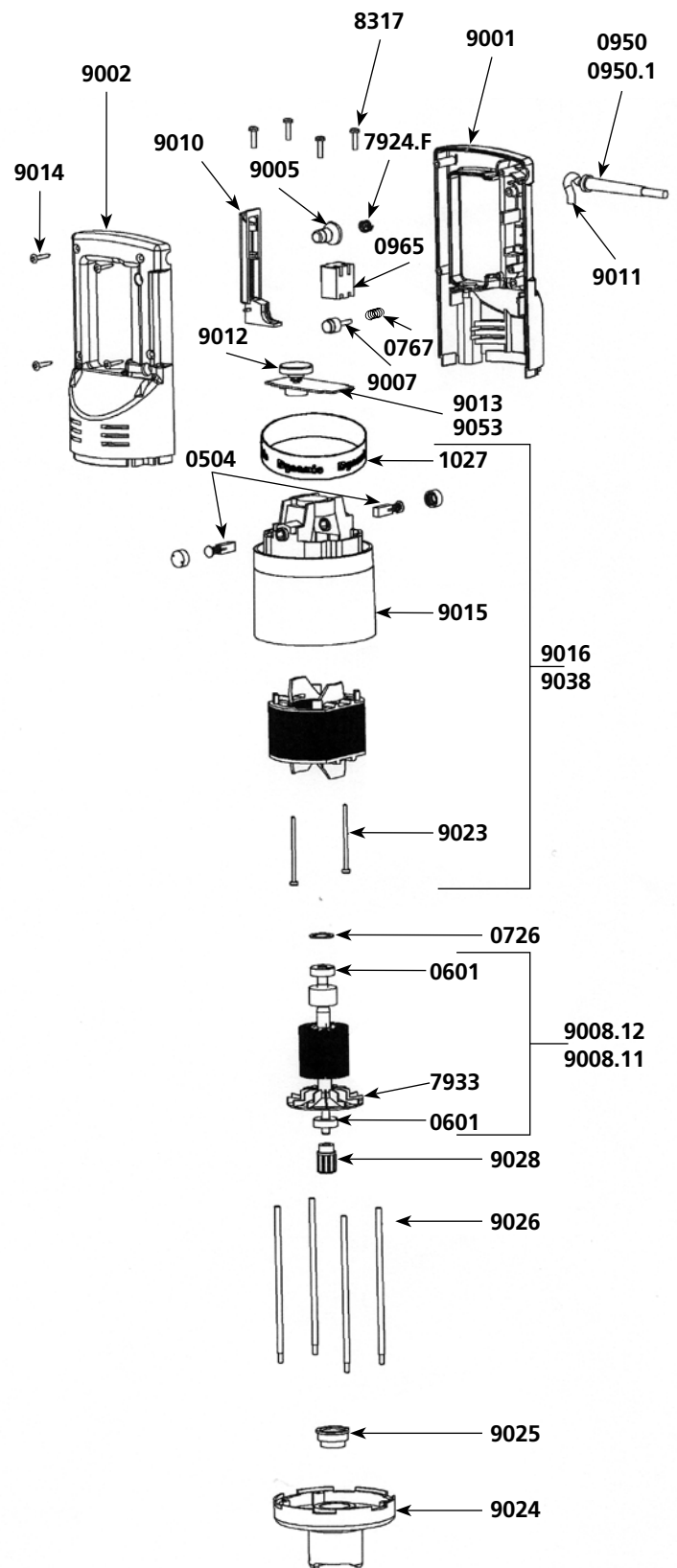


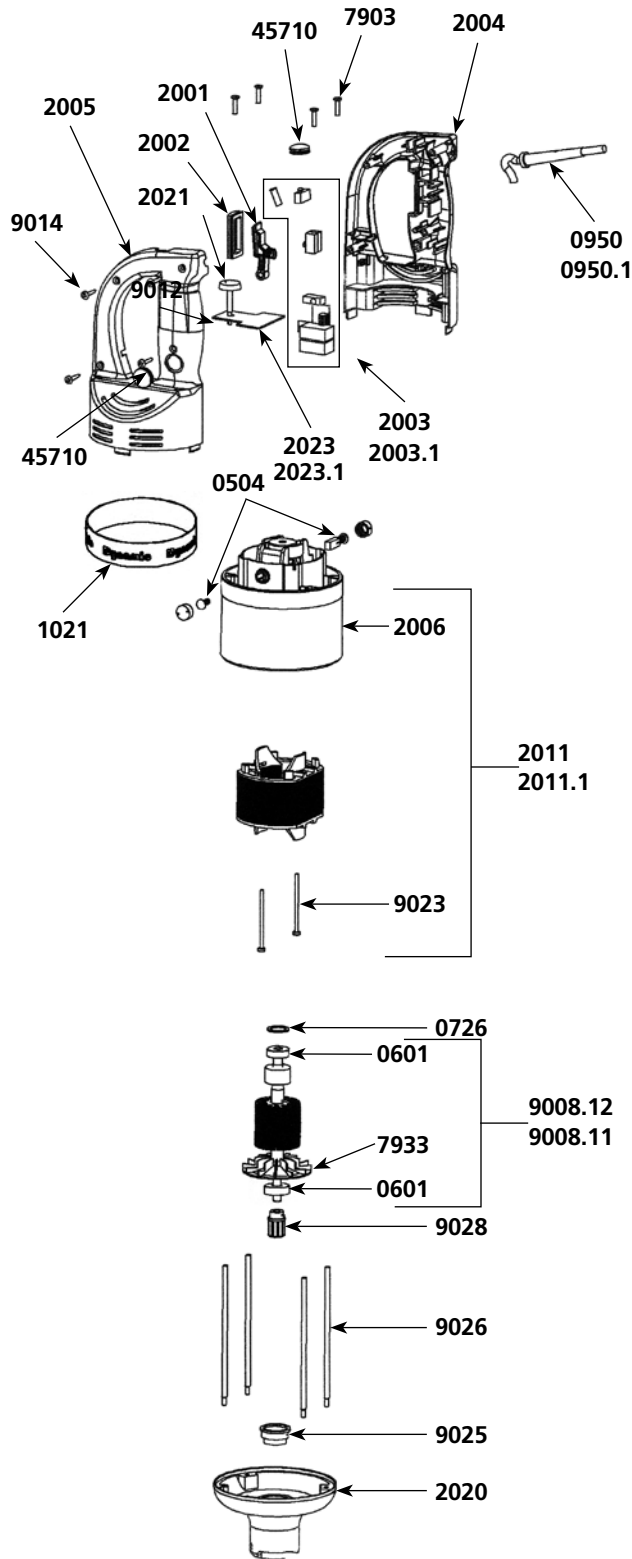


Parts list	Code	List \$ Price
Sleeve	0415	42.22
Motor brushes (2)	0504	17.83
Ball bearing	0601	17.83
Waterproof seal	0608	23.93
Squeezing washer	0726	2.50
Pin 3 x 20	0744	2.77
Pin 3 x 14	0745	2.50
Strain relief 230 V	0950	3.13
Strain relief 115 V	0950.1	3.13
Complete handle	7901	56.83
Spacer screws (4)	7903	5.79
ID plate 230 V	7904 F	61.28
Motor housing brush holder	7905	53.24
Stator 115 V	7908.21	299.55
Stator 230 V	7908.22	299.55
Motor 230 V	7908.3	475.42
Rotor 115 V	7908.31	284.23
Rotor 230 V	7908.32	284.23
Motor 115 V	7908.4	475.42
Power cord 230 V	7911 F	37.21
Power cord 115 V	7911 F.1	44.26
Spacer rods	7913.F	20.11
Plate assembly with 3 bronze seals	7918	54.29
Middle gear & shaft	7919	129.50
Output gear & shaft	7920	73.40
Variable speed control board	7921	157.85
Speed control plug	7921.1	15.11
Holder assembly w/ 3 self lubricating rings	7922	54.29
Plastic protector	7923	19.12
Lower housing	7924 F	132.66
Whisk (pair)	7925	185.44
Capacitor	7931	15.81
Fan	7933	11.36
Top handle w/screws	7938	23.14



Parts list	Code	List \$ Price
Motor brushes (2)	0504	17.83
Ball bearing	0601	17.83
Squeezing washer	0726	2.50
Lock button return spring	0767	5.28
Safety button. return spring	0768	4.93
Strain relief 230 V	0950	3.13
Strain relief 115 V	0950.1	3.13
Switch 230V	0964	47.35
Switch 115V	0965	47.35
Capacitor	0970	26.66
Capacitor + filter	0972.1	20.53
Warning label	1017	6.27
Dynamic label	1027	15.55
ID label 230 V	1030	6.52
ID label 115 V	1031	6.52
Fan	7933	11.36
Spacer screws (4)	8317	5.79
Complete handle 230 V	9000	303.15
Complete handle 115 V	9000.1	303.15
Lower half handle (label side) 230 V	9001	71.54
Lower half handle (label side) 115 V	9001.1	71.54
Upper half handle (button side)	9002	69.77
Rubber button cap	9005	3.79
Lock button	9007	3.62
Rotor 115 V	9008.11	284.23
Rotor 230 V	9008.12	284.23
Plug	9009	3.79
Control lever	9010	16.37
Power cord 230 V	9011	27.67
Variable speed knob	9012	5.06
Variable speed control board 230 V	9013	119.99
Handle screws (4)	9014	0.83
Motor housing brush holder	9015	94.48
Stator 230 V w/carter. motor brush holders not included	9016	252.64
Motor field screws (2)	9023	4.71
Lower aluminum housing	9024	168.47
Ball bearing sleeve	9025	5.44
Spacer rods (4)	9026	20.11
Coupler for armature	9028	11.89
Stator 115 V w/carter. carbon brush holders	9038	252.64
Power cord 115 V	9040	34.63
Carbon brush wires 230 V	9043	11.89
Variable speed control board 115 V	9053	119.99
Motor brush wires 115 V	9143	11.89





Parts list

Code List \$ Price

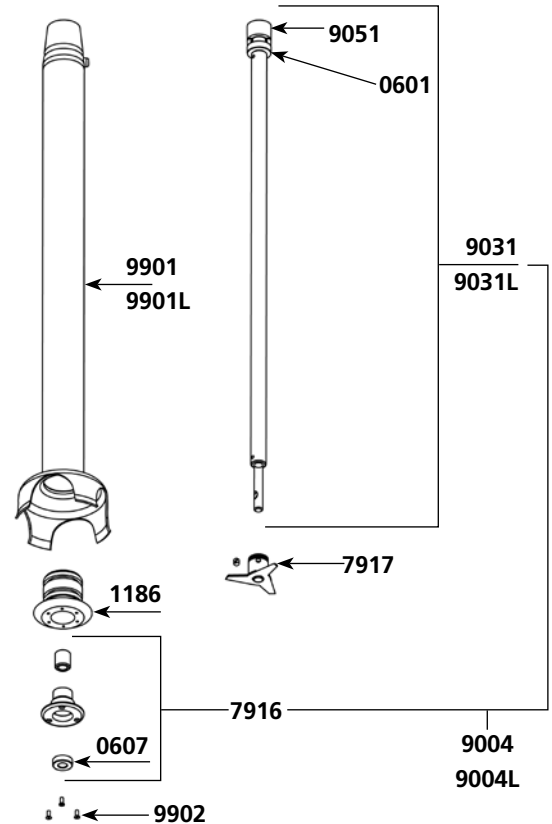
Parts list	Code	List \$	Price
Motor brushes (2)	0504	17.83	
Ball bearing	0601	17.83	
Squeezing washer	0726	2.50	
Safety button. return spring	0768	4.93	
Strain relief 230 V	0950	3.13	
Strain relief 115 V	0950.1	3.13	
Filter C.E.M. 230 V	0999.20	20.18	
Warning label	1017	6.27	
Dynamic label	1021	15.55	
ID label 230 V	1069	6.42	
ID label 115 V	1070	6.42	
Micro switch	1237	13.94	
Power on indicator light 230 V	1241	7.60	
Power on indicator light 115 V	1241.1	7.60	
Control lever	2001	12.92	
Control lever protector	2002	7.67	
Circuit board 230 V (4 switches + capacitor)	2003	156.66	
Circuit board 115 V (4 switches + capacitor)	2003.1	156.66	
Half handle (no button)	2004	66.94	
Half handle (button side)	2005	66.94	
Motor housing + carbon brush holders	2006	93.47	
Stator 230 V (carter + carbon brush holders)	2011	257.69	
Stator 115 V (carter + carbon brush holders)	2011.1	257.69	
Power cord 230 V > 2002	2012	36.41	
Power cord 115 V > 2002	2012.1	36.41	
Lower aluminum housing	2020	171.83	
Variable speed knob	2021	5.06	
Complete handle 230 V	2022	329.03	
Complete handle 115 V	2022.1	329.03	
Variable speed circuit board 230 V	2023	120.09	
Variable speed circuit board 115 V	2023.1	120.09	
Rubber button cap	45710	3.87	
Spacer screws (4)	7903	5.79	
Fan	7933	11.36	
Rotor 115 V	9008.11	284.23	
Rotor 230 V	9008.12	284.23	
Power cord 230 V < 2002	9011	27.67	
Handle screws (4)	9014	0.83	
Motor field screws (2)	9023	4.71	
Motor ball bearing sleeve	9025	5.44	
Spacer rods (4)	9026	20.11	
Coupler for armature	9028	11.89	
Power cord 115 V < 2002	9040	34.63	
Carbon brush wires 230 V	9043	11.89	
Carbon brush wires 115 V	9143	11.89	
BM 2000 motor block (see machine catalog)	AC001	-	

MF 90/2000 & MFAP 90/2000 foot

Parts list	Code	List \$ Price
Ball bearing	0601	17.83
Waterproof seal	0607	23.27
Lower bearing assembly support	1186	26.66
Emulsifying blade	7910	75.50
Lower bearing assembly	7916	43.21
Cutter blade w/screw	7917	47.23
Lower bearing screws (3)	7950	1.56
Shaft. lower bearing & cutter assembly	9004	213.33
Shaft	9031	157.85
Coupling casing + pin	9051	18.85
Tube assembly	9901	261.44
Lower ball bearing screws inox (3)	9902	1.56
M 90 Complete Mixer tool (see machine catalog)	AC002	-

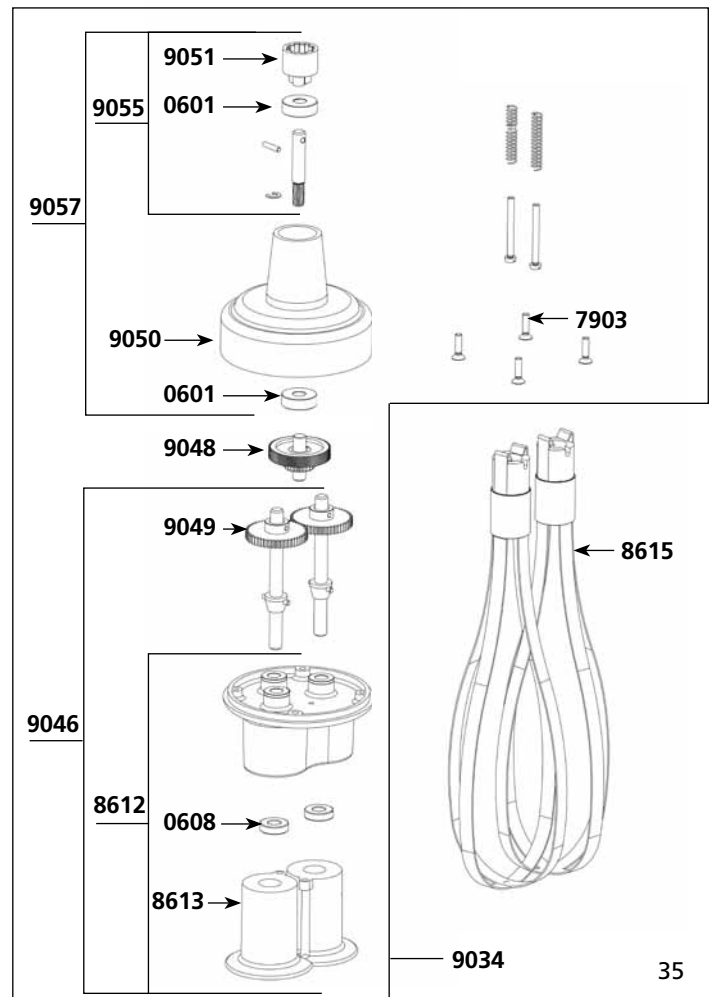
M100 foot

Parts list	Code	List \$ Price
Shaft. lower bearing & cutter assembly	9004L	245.27
Shaft	9031L	172.05
Tube assembly	9901L	299.08



MF 90/2000 & MFAP 90/2000 whisk tool

Parts list	Code	List \$ Price
Ball bearing	0601	17.83
Waterproof seal	0608	23.93
Pin 3 X 20	0744	2.77
Pin 3 X 14	0745	2.50
Spacer screws (4)	7903	5.79
Holder + plastic ejector + seal	8612	81.28
Plastic ejector (pair)	8613	34.70
Whisk (Pair)	8615	185.44
Reduction gear assembly	9034	368.04
Lower casing w/o middle gear	9046	305.16
Central double gear & shaft	9048	129.50
Single gear (2)	9049	105.26
Upper plastic casing	9050	107.41
Coupling casing + pin	9051	18.85
Equipped upper shaft	9055	89.45
Complete upper casing	9057	139.56
F 90 Complete Whisk tool (see machine catalog)	AC003	-



Wall bracket

Parts list	Code	List \$ Price
Wall bracket	0880	90.47


MF 90/2000 & MFAP 90/2000

MF 90/2000 & MFAP 90/2000 foot - Ref AC002.H (Complete attachment)

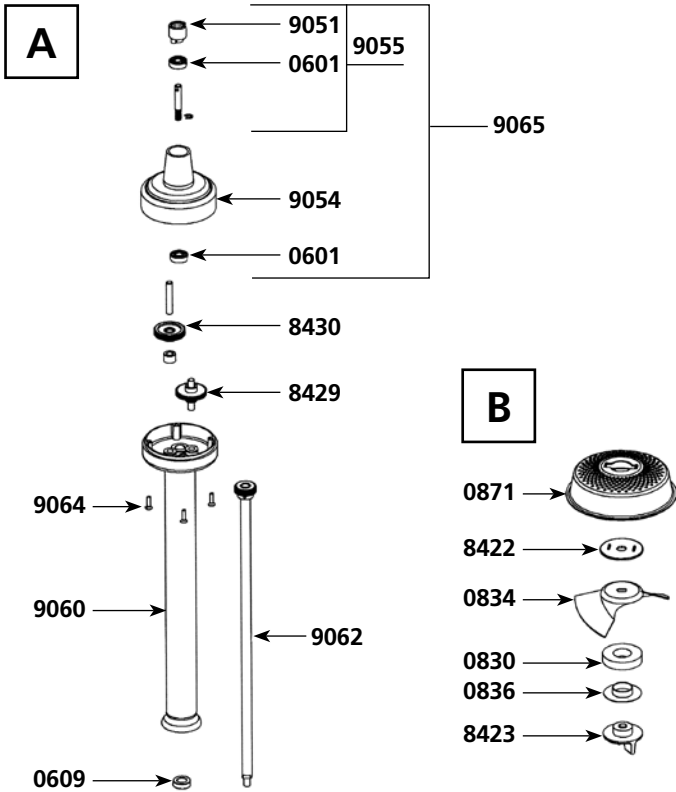
Parts list	Code	List \$ Price
Ball bearing	0601	17.83
Self-lubricating ring	0603	4.15
Waterproof seal	0607	23.27
O. ring	0610PD	3.96
Tube assembly + bearing	1431	275.55
Bell	1432	259.81
Cutter blade w/ screw	7917	47.23
Coupler for armature	9028	11.89
Shaft	9031	157.85
Coupling casing + pin	9051	18.85
Black tip	9847.M90	73.47

PIED BLENDER MASTER - Ref AC070 (Complete attachment)

Parts list	Code	List \$ Price
Ball bearing	0601	17.83
Seals for bearing assembly (2)	0618	5.45
Self-lubricating ring	0666	17.09
Waterproof seal	0667	36.41
Foot assembly	1401	269.99
Blender bell	1402	127.09
Cutter blade	1403	62.43
Shaft	1404	171.42
Blender key	1405	23.48
Coupler for armature	9028	11.89
Coupling casing + pin	9051	18.85
Black tip	9847.M90	73.47

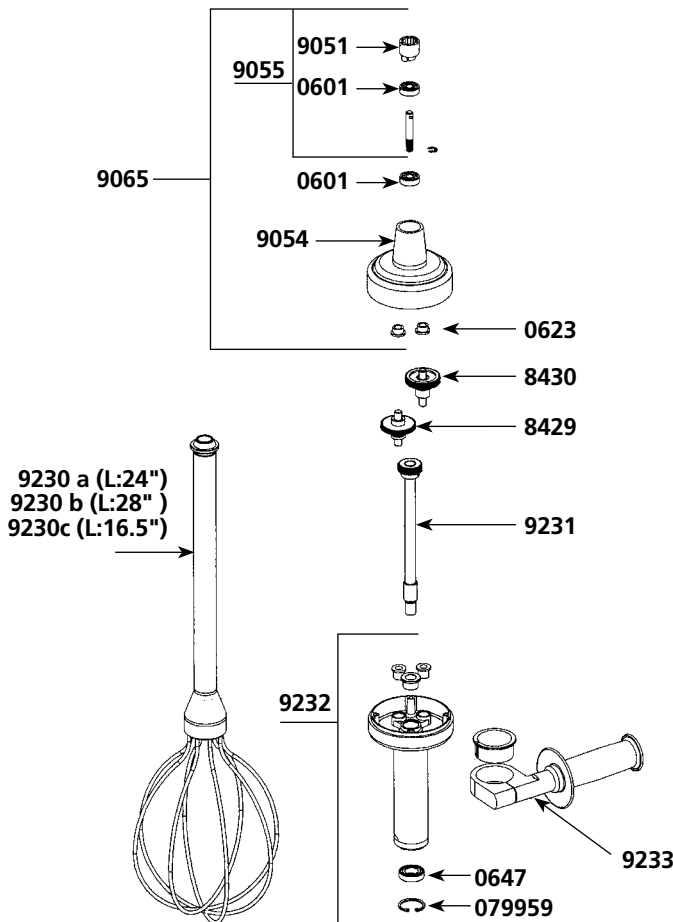


AP 90 RICER ATTACHMENT



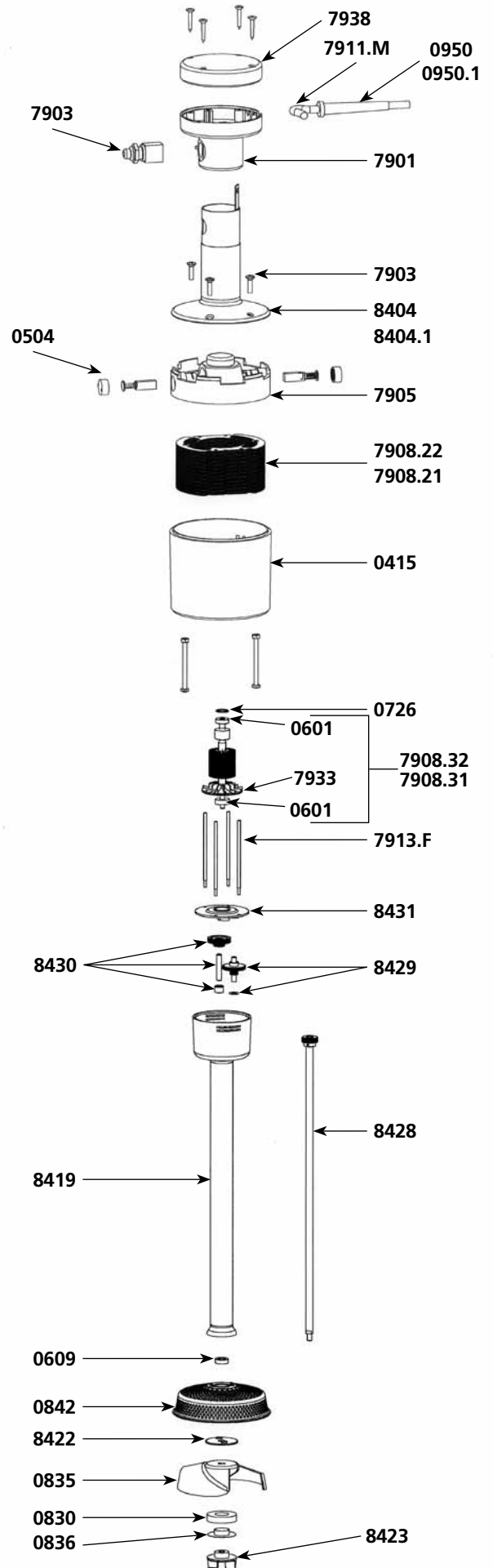
Parts list	Code	List \$ Price
Waterproof seal	0609	20.83
Rubber washer	0830	17.65
Blade	0834	119.89
Washer friction	0836	18.09
Grid	0871	148.66
Anti-friction washer	8422	21.11
Lower bolt	8423	40.16
Double gear with washer	8429	150.77
Single gear & shaft	8430	157.85
Coupling casing w/pin	9051	18.85
Reducing casing & seal	9054	105.79
Equipped upper shaft	9055	89.45
Foot assembly	9060	395.41
Main shaft + gear	9062	202.12
Reduction casing screws (4)	9064	4.91
Complete reduction box	9065	139.56

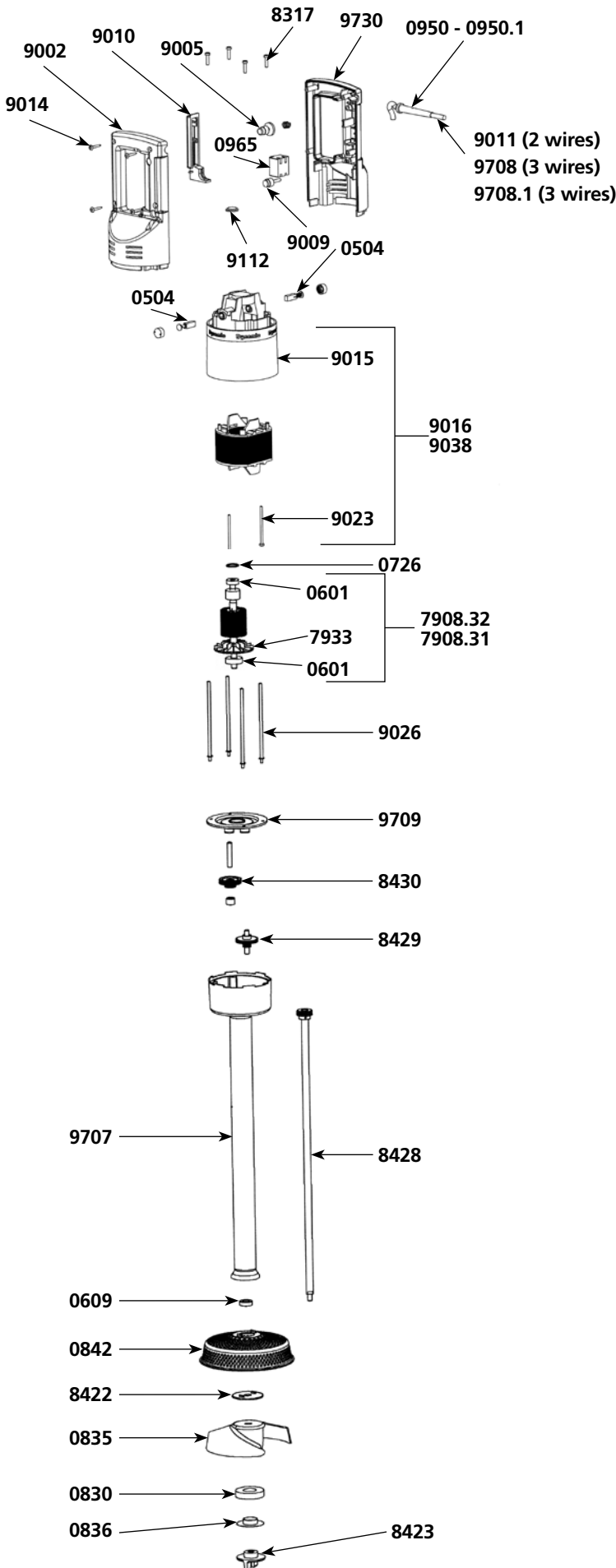
MASTER WHIP FM SERIES



Parts list	Code	List \$ Price
Ball bearing	0601	17.83
Bushing (1)	0623	2.39
Bearing	0647	24.60
Circlips	079959	2.53
Double gear with washer	8429	150.77
Middle gear & axle	8430	157.85
Coupling casing w/pin	9051	18.85
Reducing casing+2 seals	9054	105.79
Equipped upper shaft	9055	89.45
Complete reduction box	9065	139.56
Mono whisk / L : 24"	9230 a	595.10
Mono whisk / L : 28"	9230 b	611.51
Mono whisk / L : 16.5"	9230 c	567.98
Main shaft	9231	376.39
Lower carter	9232	222.43
Handle + casing	9233	101.34
Complete reduction box w/ out bowl whisk and handle	9250	728.07

Parts list	Code	List \$ Price
Sleeve	0415	42.22
Motor brushes w/caps (2)	0504	17.83
Ball bearing	0601	17.83
Waterproof seal	0609	20.83
Squeezing washer	0726	2.50
Pin 3 x 14	0745	2.50
Rubber washing	0830	17.65
Fan	0835	156.03
Washer friction	0836	18.09
Rice grid	0842	218.44
Push button switch	0905	26.23
Strain relief 230 V	0950	3.13
Strain relief 115 V	0950.1	3.13
Equipped handle	7901	56.83
Spacer screws (4)	7903	5.79
Upper carter w/carbon brush holders	7905	53.24
Stator 230 V	7908.22	299.55
Stator 115 V	7908.21	299.55
Rotor 230 V	7908.32	284.23
Rotor 115 V	7908.31	284.23
Power cord 230 V	7911M	37.21
Power cord 115 V	7911M.1	37.21
Spacer rods (4)	7913F	20.11
Capacitor	7931	15.81
Fan	7933	11.36
Handle cap w/screws	7938	23.14
Identification plate 230 V	8404	55.42
Identification plate 115 V	8404.1	55.42
Motor 230 V	8408	476.45
Motor 115 V	8408.1	476.45
Foot assembly	8419	453.34
Antifriction washer	8422	21.11
Lower bolt	8423	40.16
Output shaft w/ gear	8428	190.98
Double gear with washer	8429	150.77
Middle gear & axle	8430	157.85
Plate w/ 2 seals	8431	38.28





Parts list

Code List \$ Price

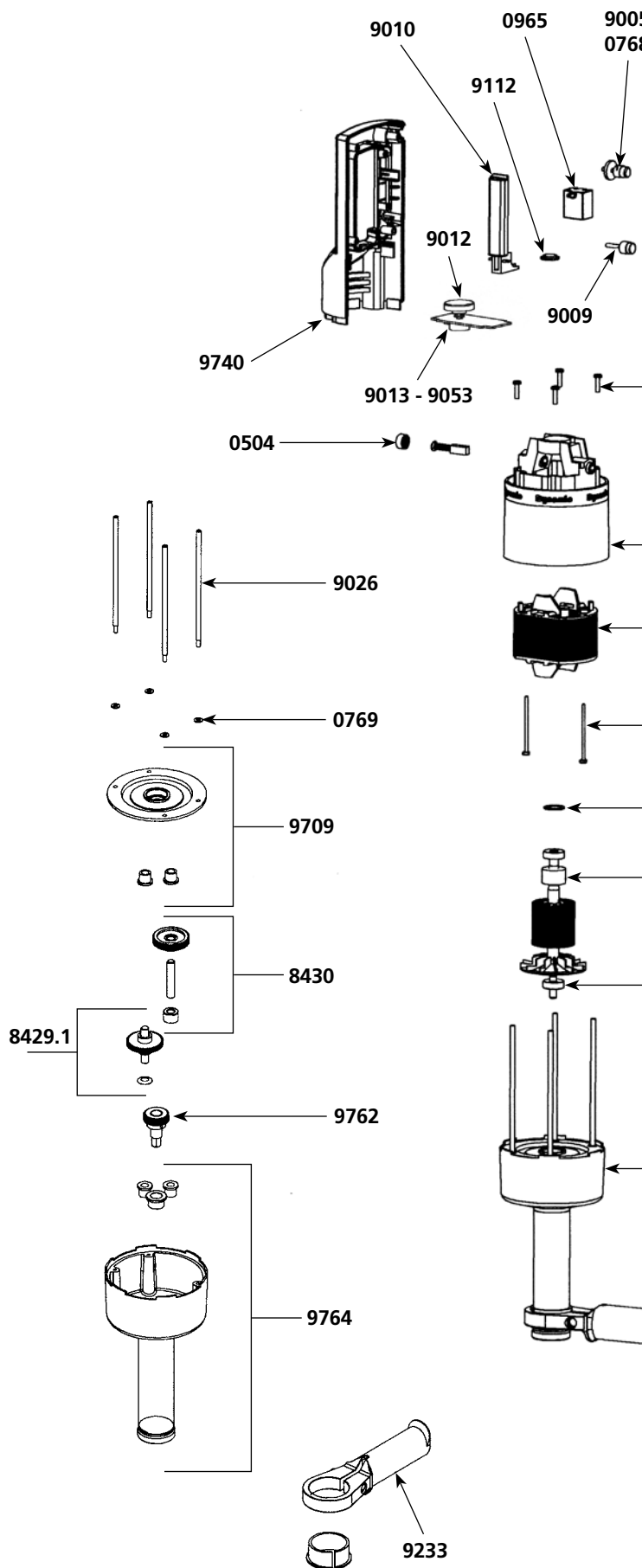
Motor brushes (2)	0504	17.83
Ball bearing	0601	17.83
Waterproof seal	0609	20.83
Squeezing washer	0726	2.50
Pin 3 x 14	0745	2.50
Safety button return spring	0768	4.93
Rubber washing	0830	17.65
Fan	0835	156.03
Washer friction	0836	18.09
Ricer grid	0842	218.44
Wall bracket	0881	10.41
Strain relief 230V	0950	3.13
Strain relief 115 V	0950.1	3.13
Switch 230 V	0964	47.35
Switch 115 V	0965	47.35
Capacitor	0972	17.65
Capacitor + filter	0972.1	20.53
Dynamic label	1027	15.55
ID label 230 V	1056	6.52
ID label 115 V	1057	6.52
Rotor 115 V	7908.31	284.23
Rotor 230 V	7908.32	284.23
Fan	7933	11.36
Spacer screws (4)	8317	5.79
Antifriction washer	8422	21.11
Lower bolt	8423	40.16
Output shaft w/ gear	8428	190.98
Double gear with washer (from N°050025)	8429	150.77
Middle gear & axle	8430	157.85
Upper half handle	9002	69.77
Rubber button cap	9005	3.79
Plug	9009	3.79
Control lever	9010	16.37
Power cord 2 cond. 230 V (from N°050025)	9011	27.67
Handle screws (4)	9014	0.83
Motor housing w/carbon brush holders	9015	94.48
Stator 230 V w/carter carbon brush holders	9016	252.64
Stator screws (2)	9023	4.71
Spacer rods (4)	9026	20.11
Stator 115 V w/carbon brush holders	9038	252.64
Power cord 115 V w/carbon brush holders (from N°050025)	9040	34.63
Carbon brush wires 230 V	9043	11.89
Power cord (Australian) (from N°050025)	9066	69.41
Power cord (UK) (from N°050025)	9067	63.15
Speed control plug	9112	2.55
Carbon brush wires 115 V	9143	11.89
Complete handle 230 V	9700	201.66
Complete handle 115 V	9700.1	201.66
Complete foot assembly	9707	492.64
Power cord + Label 230 V (from N°050025) 3 wires	9708	37.45
Power cord + Label 115 V (from N°050025) 3 wires	9708.1	37.45
Plate w/ 2 seals	9709	39.86
Lower half handle (label side) 230 V	9730	71.54
Lower Half handle (label side) 115 V	9740	71.54

MOTOR BLOCK PP 97 PLUS

Parts list	Code	List \$ Price
Motor brushes	0504	17.83
Ball bearing	0601	17.83
Rubber washer	0726	2.50
Safety button return spring	0768	4.93
Strain relief 230 V	0950	3.13
Strain relief 115 V	0950.1	3.13
Switch	0965	47.35
Capacitor (115 V)	0972	17.65
Capacitor + filter	0972.1	20.53
Dynamic label	1027	15.55
Identification plate 230 V	109913	6.72
Identification plate 115 V	109914	6.72
Rotor 230 V	7908.31	284.23
Rotor 115 V	7908.32	284.23
Fan	7933	11.36
Spacer screws	8317	5.79
Upper half handle	9002	69.77
Security cap	9005	3.79
Handle cap	9009	3.79
Control lever	9010	16.37
Variable speed knob	9012	5.06
Variable speed control board 230 V	9013	119.99
Handle screw	9014	0.83
Top housing	9015	94.48
Stator 230 V	9016	252.64
Stator screws 230 V (2)	9023	4.71
Stator 115 V	9038	252.64
Power cord 115 V	9040	34.63
Carbon brush wires (230 V)	9043	11.89
Variable speed control board 115 V	9053	119.99
Variator cap	9112	2.55
Carbon brush wires 115 V (2)	9143	11.89
Lower half handle 230 V (with label)	9730	71.54
Lower half handle 115 V (with label)	9740	71.54
Lower motor housing	9761	628.61
Complete handle w/power cord 230 V	9765	202.13
Complete handle w/power cord 115 V	9765.1	202.13

Equipped lower carter PP97 plus

Parts list	Code	List \$ Price
M4 Washer	0769	1.87
Double gear with washer	8429.1	150.77
Middle gear axle	8430	157.85
Spacer rods	9026	20.11
Handle support	9233	101.34
Plate w/ 2 seals	9709	39.86
Exit shaft w/gear	9762	153.86
Aluminium carter. foot and seals	9764	206.30

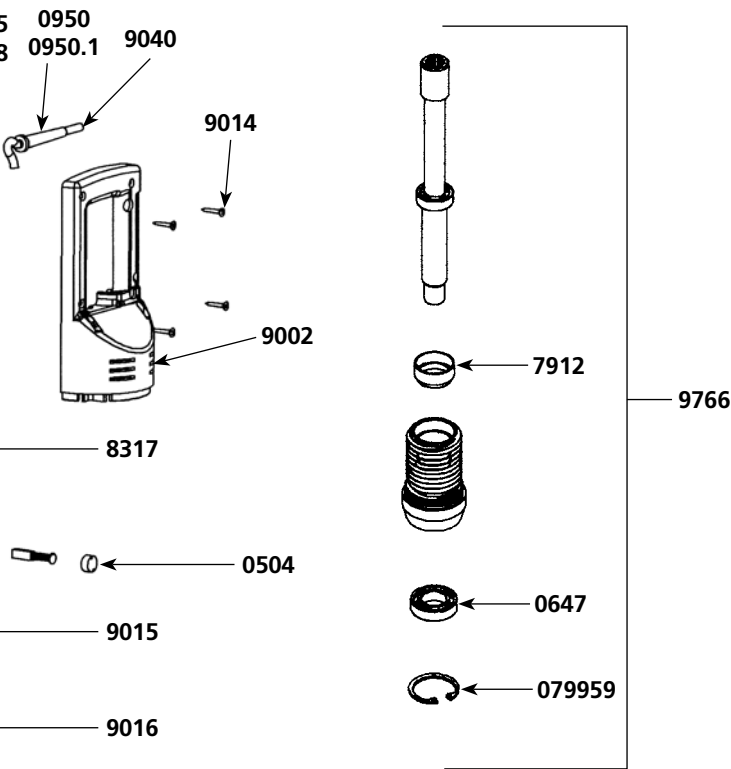


Whip tool for PP97 plus - FM97

Parts list

Code List \$ Price

D15 Bearing	0647	24.60
Rubber ring	079959	2.53
Ball bearing	7912	4.71
Mono whisk L : 24"	9230a	595.10
Mono whisk L : 28"	9230b	611.51
Mono whisk L : 16.5"	9230c	567.98
Equipped male casing (shaft. bearing seal. ball bearing. rubber ring)	9766	202.13

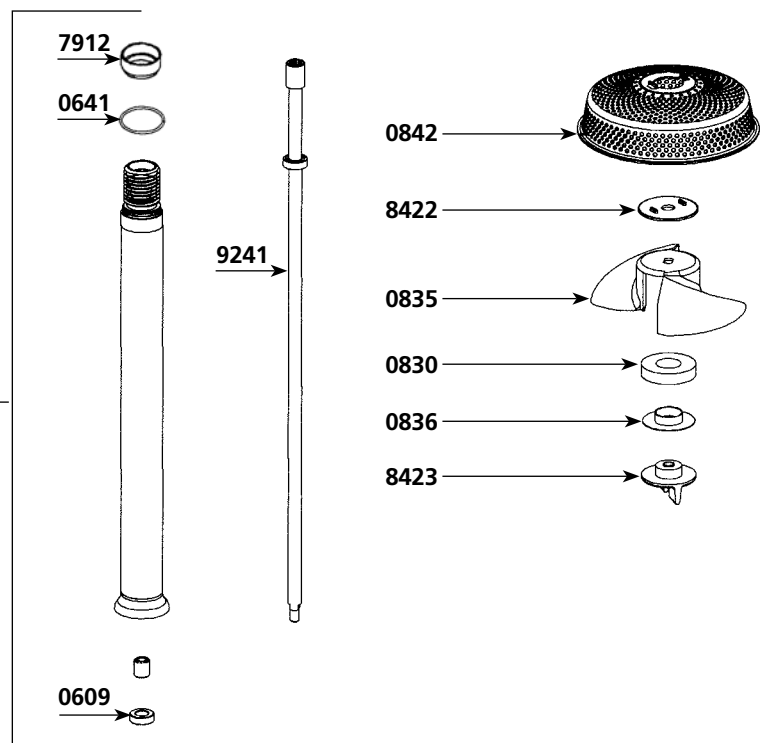
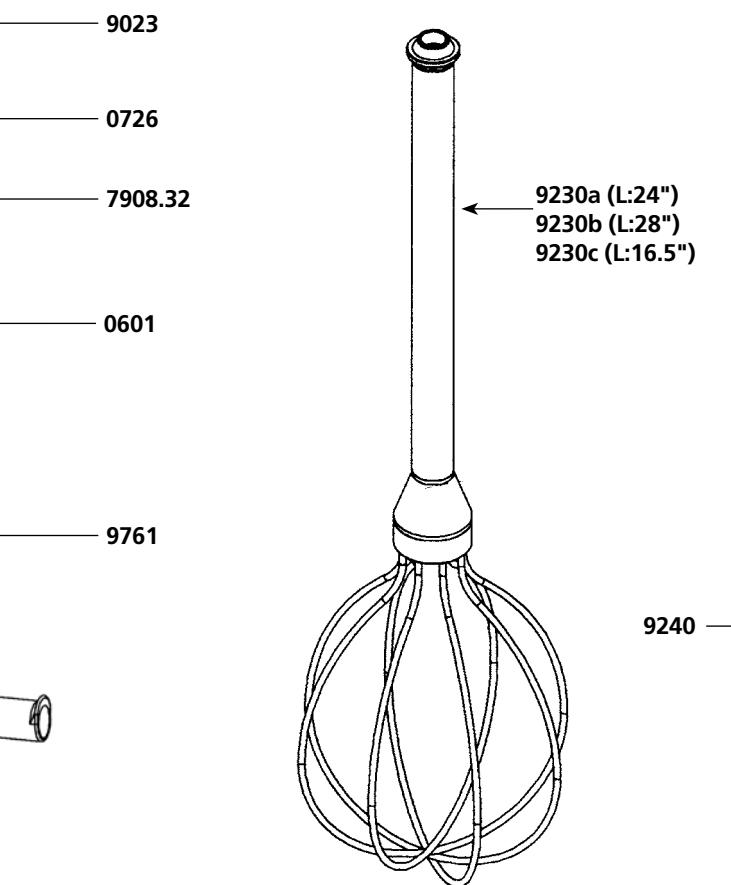


AP 97 for Ricer tool

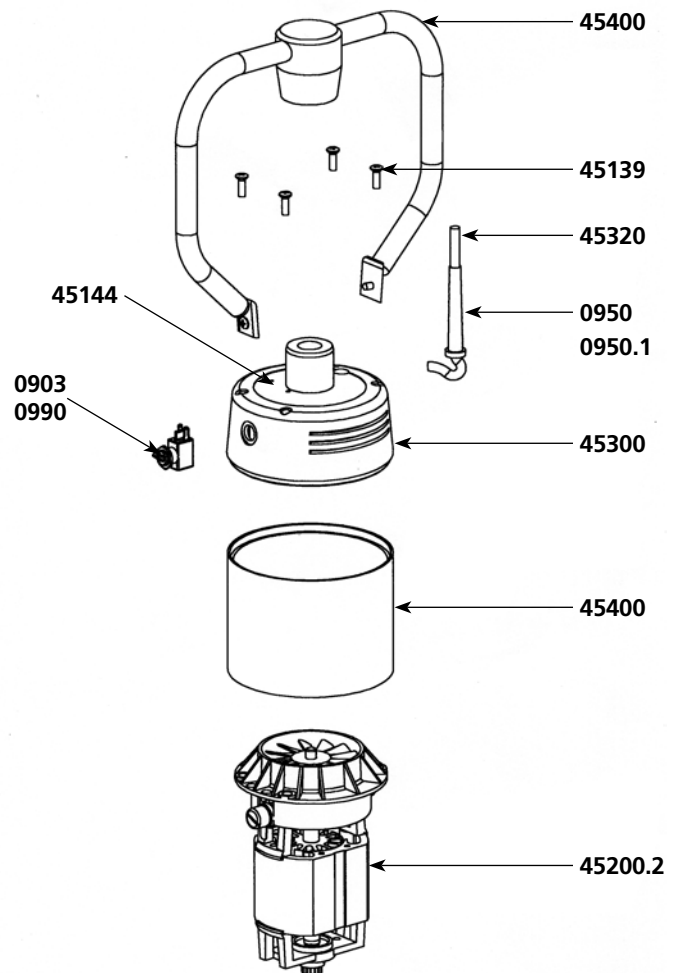
Parts list

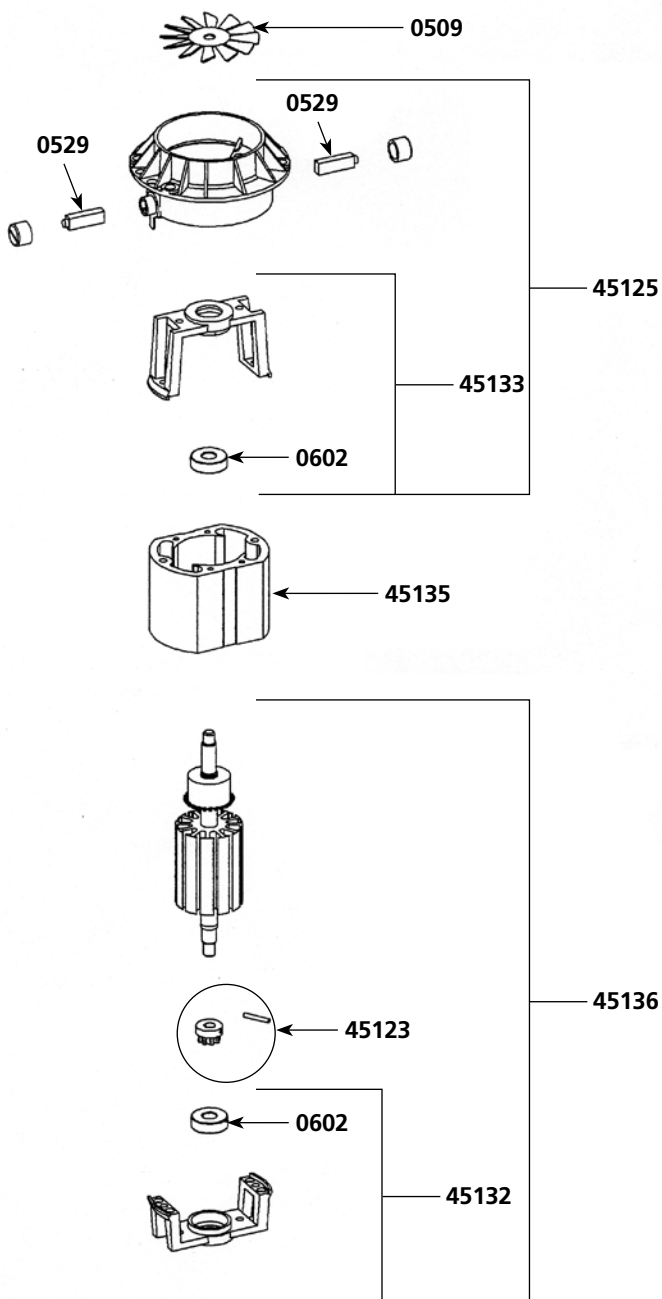
Code List \$ Price

Waterproof seal	0609	20.83
Toric seal	0641	3.69
Rubber washing	0830	17.65
Fan	0835	156.03
Friction washer	0836	18.09
Ricer grid	0842	218.44
Bearing seal	7912	4.71
Antifriction seal	8422	21.11
Lower bolt	8423	40.16
Equipped male casing. bearing seal. tube and complete lever assembly	9240	241.39
Exit shaft	9241	267.85



Parts list	Code	List \$ Price
Fan	0509	12.16
Motor brushes (pair)	0529	20.04
Ball bearing	0601	17.83
Motor ball bearing	0602	20.71
Rubber ring	0760	3.98
Clips	0776	1.51
Washer & bolt for fan	0777	1.51
Wall bracket	0862	26.10
Rocking switch	0903	21.89
Capacitor	0909	15.81
Strain relief 230 V	0950	3.13
Strain relief 115 V	0950.1	3.13
Push button switch	0990	117.05
ON/OFF label	1008	3.20
Foot assembly (tube, bearing, assembly)	45110	486.45
Shaft & ball bearing	45120	189.94
Coupling sleeves	45122	30.31
Motor & shaft drive sprocket	45123	28.20
Fan housing (no motor brushes)	45125	174.86
Lower bearing assembly	45130	45.20
Brush holder w/ cap (1) 230 V	45131	84.75
Brush holder w/ cap (1) 115 V	45131.1	84.75
Lower motor casing	45132	91.91
Upper motor casing	45133	91.91
Stator 230 V	45135	480.54
Stator 115 V	45135.1	480.54
Rotor 230 V	45136	480.54
Rotor 115 V	45136.1	480.54
Stator screws (2)	45137	3.47
Spacer rods (4)	45138	20.85
Spacer screws (4)	45139	3.62
ID plate	45144	17.10
Cutter blade w/screw	45161	52.05
Motor 115 V	45200.1	746.77
Motor 230 V	45200.2	746.77

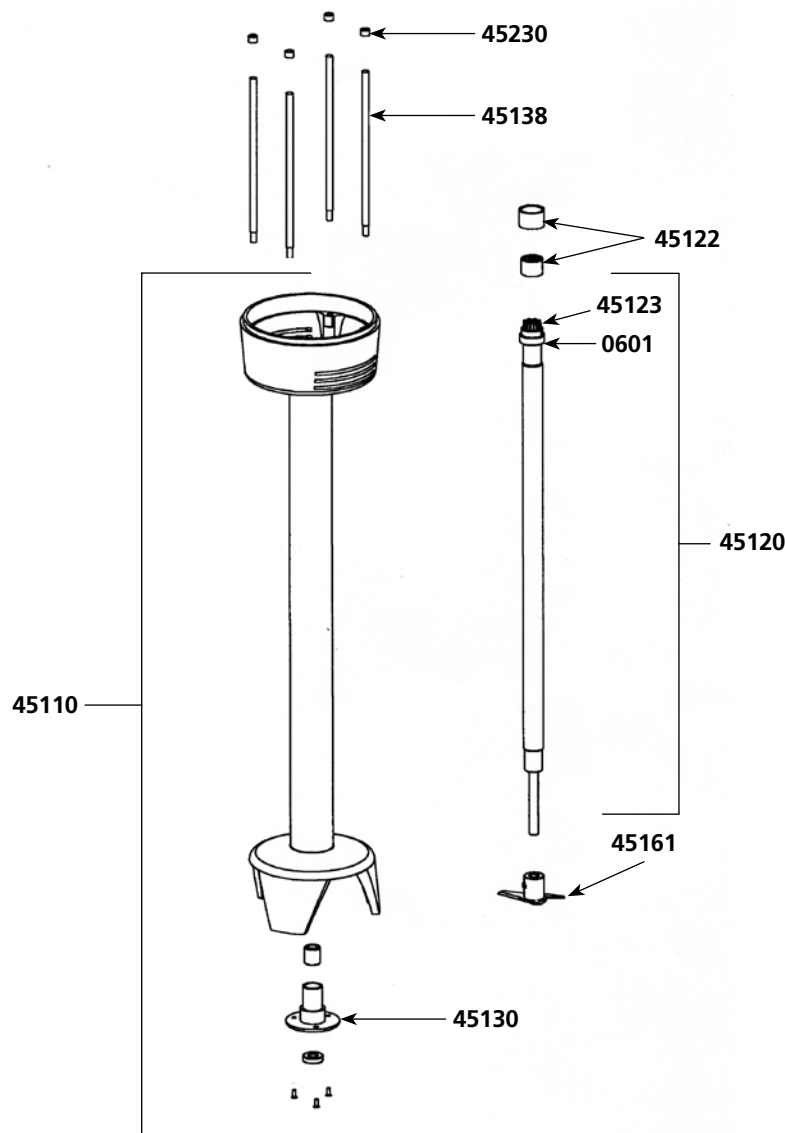




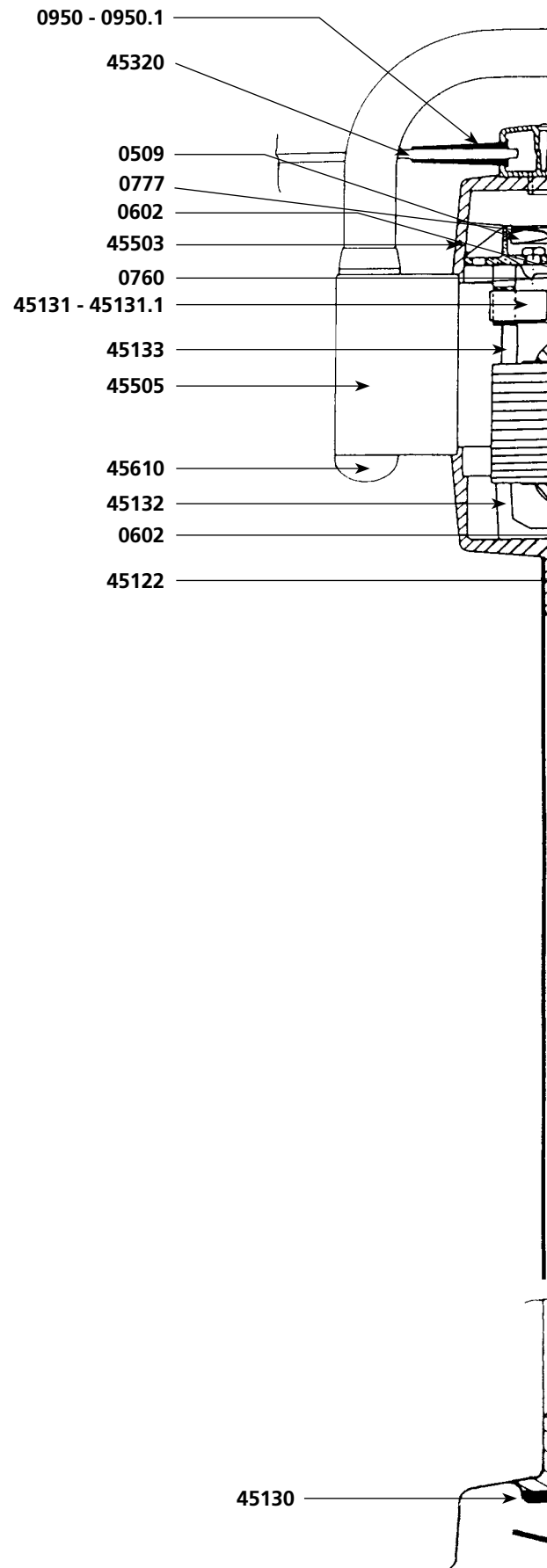
Parts list

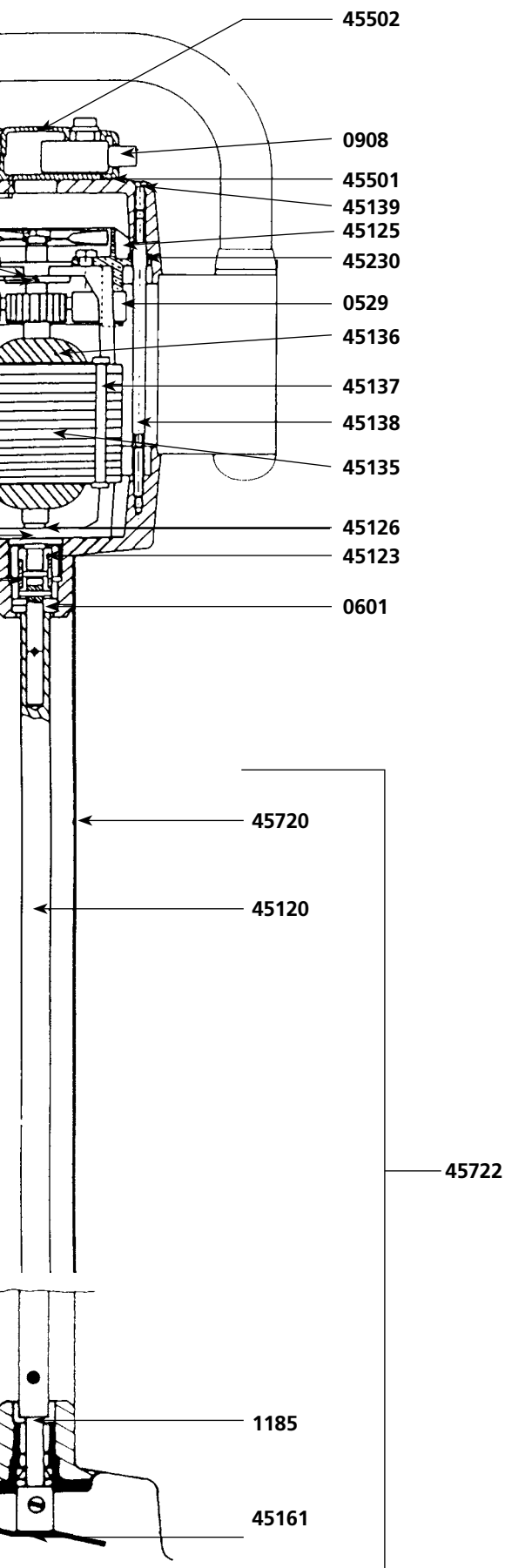
Code List \$ Price

	Code	List \$	Price
Squeezing washer (4)	45230	7.70	
Upper carter 230 V	45300	299.99	
Upper carter 115 V	45300.1	299.99	
Power cord 230 V	45320	44.26	
Power cord 115 V	45320.1	44.26	
Complete handle	45400	269.70	
Sleeve	45500	94.74	
Kit w/ shaft, lower bearing, coupler, cutter	45533	287.21	
Conversion kit (SMX450 to SMX500)	45600	403.36	
Perforated disc	45810	75.40	
Perforated disc w/ pin	45820	75.40	
Bearing screws for aluminium bell (3)	7950	1.56	
Lower bearing screws (3)	9902	1.56	



Parts list	Code	List \$ Price
Turbine	0509	12.16
Motor brushes (pair)	0529	20.04
Ball bearing	0601	17.83
Motor ball bearing	0602	20.71
Waterproof seal	0607	23.27
Spring	0760	3.98
Clips	0776	1.51
Washer & bolt for fan	0777	1.51
Wall bracket	0862	26.10
Locking switch	0907	37.33
Non-locking switch	0908	37.33
Capacitor	0909	15.81
Strain relief 230 V	0950	3.13
Strain relief 115 V	0950.1	3.13
Lower bearing assembly support	1185	28.71
Shaft & ball bearing	45120	189.94
Coupling sleeves	45122	30.31
Motor & shaft drive sprocket	45123	28.20
Fan housing	45125	174.86
Lower bearing assembly	45130	45.20
Brush holder w/ cap (1)	45131	84.75
Brush holder w/ cap (1)	45131.1	84.75
Lower motor casing	45132	91.91
Upper motor casing	45133	91.91
Stator 230 V	45135	480.54
Stator 115 V	45135.1	480.54
Rotor 230 V	45136	480.54
Rotor 115 V	45136.1	480.54
Stator screws(2)	45137	3.47
Spacer rods (4)	45138	20.85
Spacer screws (4)	45139	3.62
Cutter blade w/screw	45161	52.05



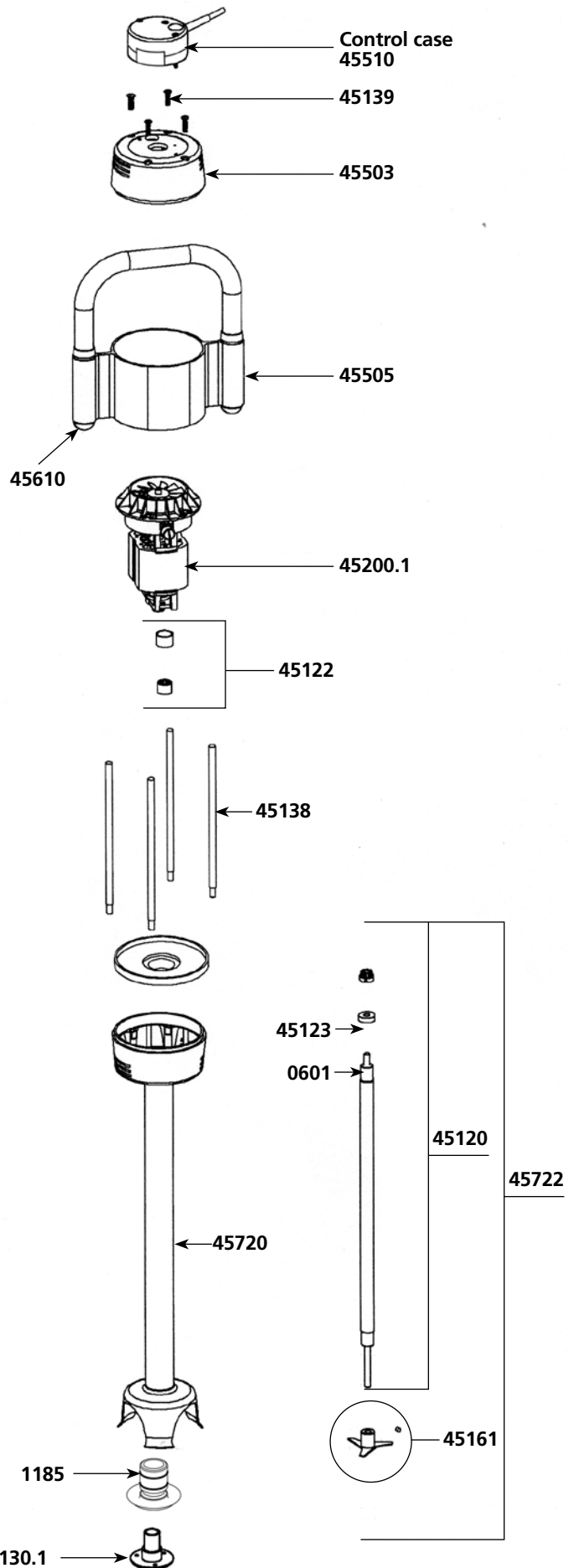


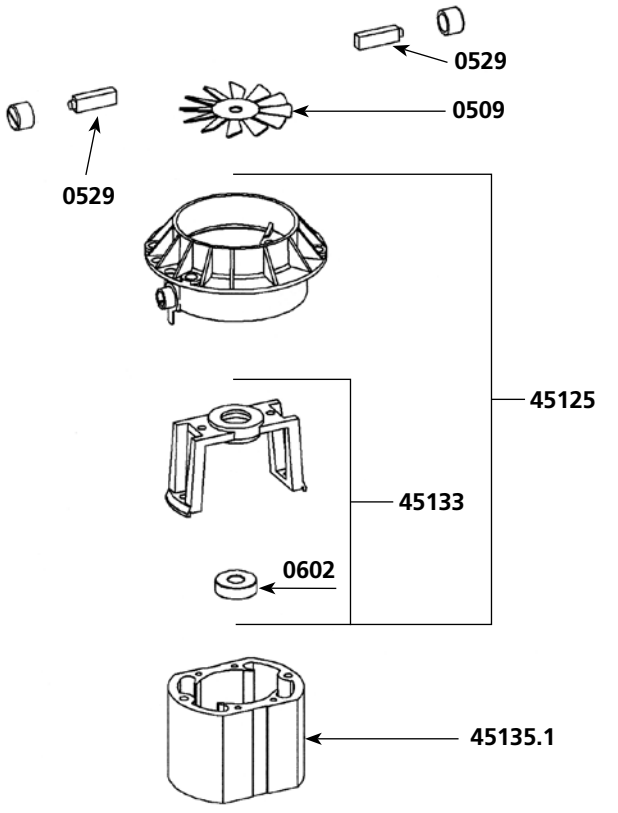
Parts list

Code List \$ Price

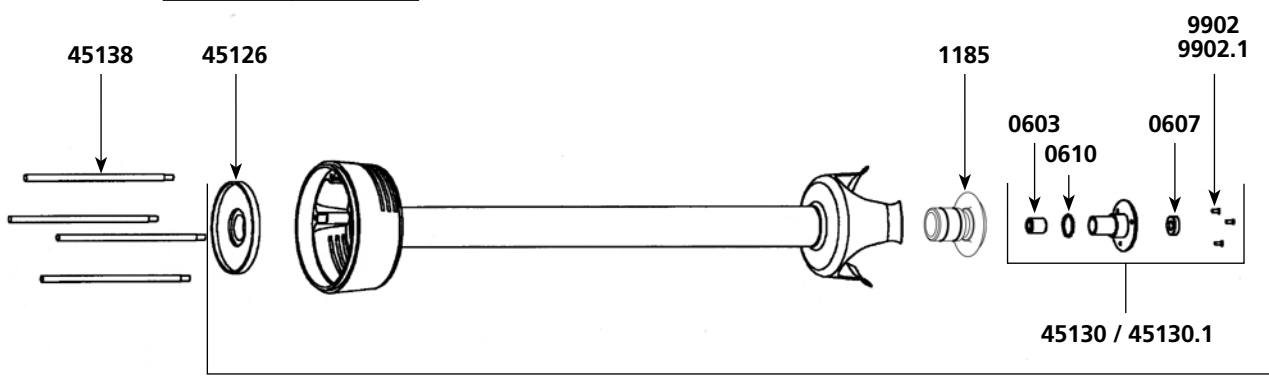
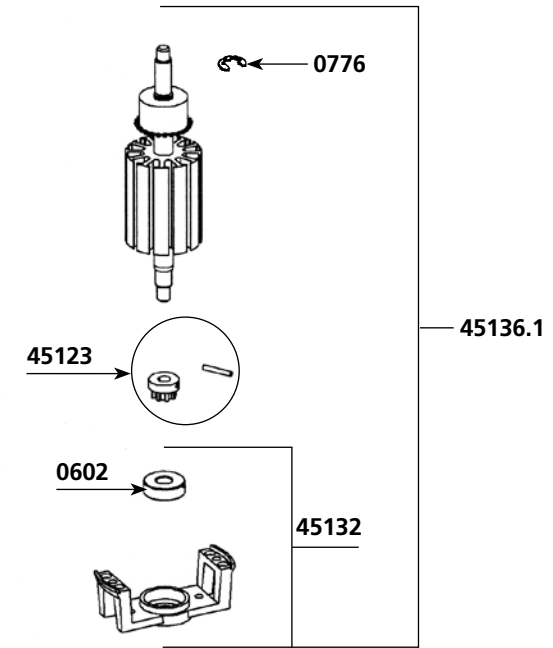
Double isolation part	45126	20.16
Motor 115 V	45200.1	746.77
Motor 230 V	45200.2	746.77
Squeezing washers (4)	45230	7.70
Power cord 230 V	45320	44.26
Power cord 115 V	45320.1	44.26
Lower housing (orange plastic piece)	45501	22.91
Upper housing (orange plastic piece)	45502	24.92
Top housing	45503	278.46
Sleeve & complete handle	45505	159.59
Complete housing w/ screws	45510	44.26
Kit w/ shaft. lower bearing. cutter	45533	287.21
Handle cap (2)	45610	7.58
Foot assembly	45720	486.45
Complete foot assembly	45722	730.07
Perforated disc	45810	75.40
Perforated disc w/ pin	45820	75.40
Lower bearing screws for aluminium bell (3)	7950	1.56
Lower bearing screws (3)	9902	1.56

Parts list	Code	List \$ Price
Fan	0509	12.16
Motor brushes (pair)	0529	20.04
Ball bearing	0601	17.83
Motor ball bearing	0602	20.71
Self-lubricating ring	0603	4.15
Waterproof seal	0607	23.27
O. ring	0610	2.50
Rubber washer	0760	3.98
Clips	0776	1.51
Washer & bolt for fan	0777	1.51
Wall bracket	0862	26.10
Locking switch	0907	37.33
Non-locking switch	0908	37.33
Capacitor	0909	15.81
Strain relief 115 V	0950.1	3.13
ID label 115 V	1049	17.55
Lower bearing assembly support	1185	28.71
Lower bearing screws for aluminium bell (3)	7950	1.56
Power cord 115 V	9040	34.63
Bearing support screws (3)	9902	1.56
Stainless steel lower bearing screws (3)	9902.1	1.73
Shaft & ball bearing	45120	189.94
Coupling sleeves	45122	30.31
Motor & shaft drive sprocket	45123	28.20
Fan housing	45125	174.86
Double isolation part	45126	20.16
Lower bearing assembly	45130	45.20
Complete stainless steel lower bearing	45130.1	83.88
Lower motor casing	45132	91.91
Upper motor casing	45133	91.91



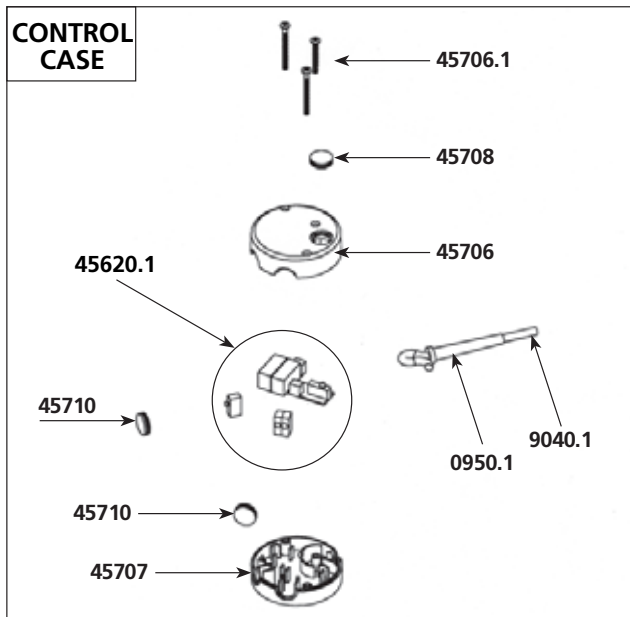
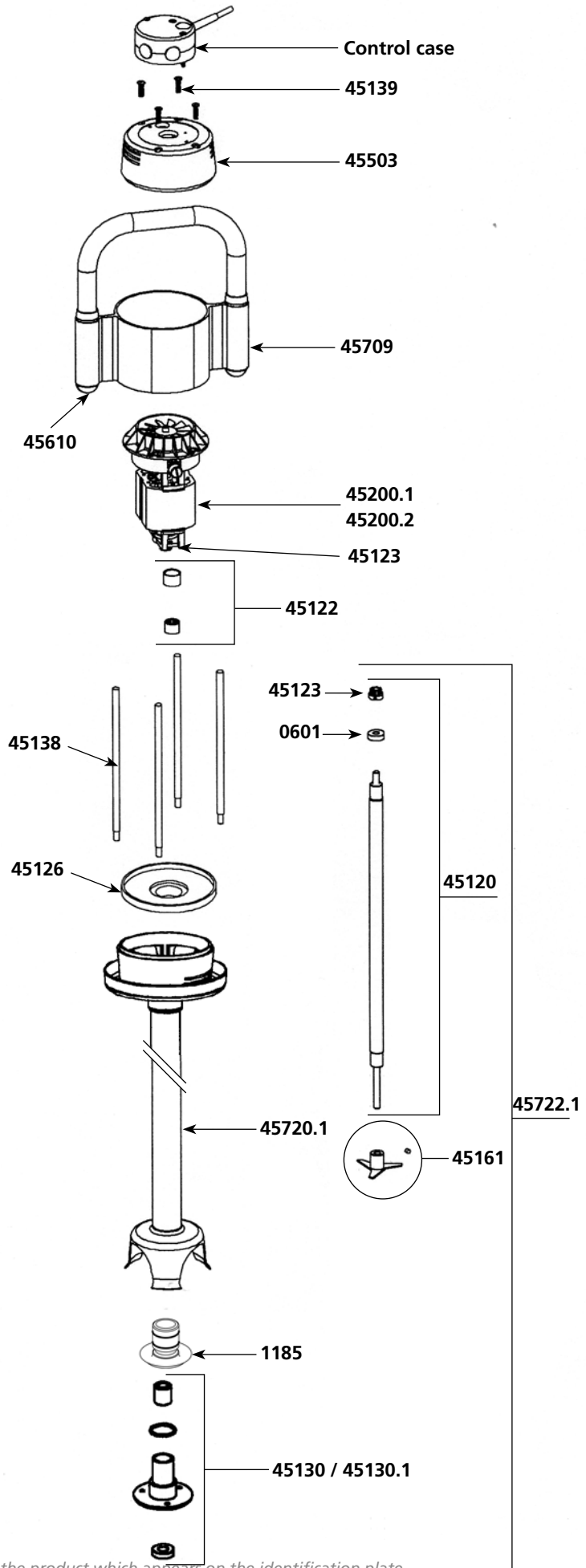


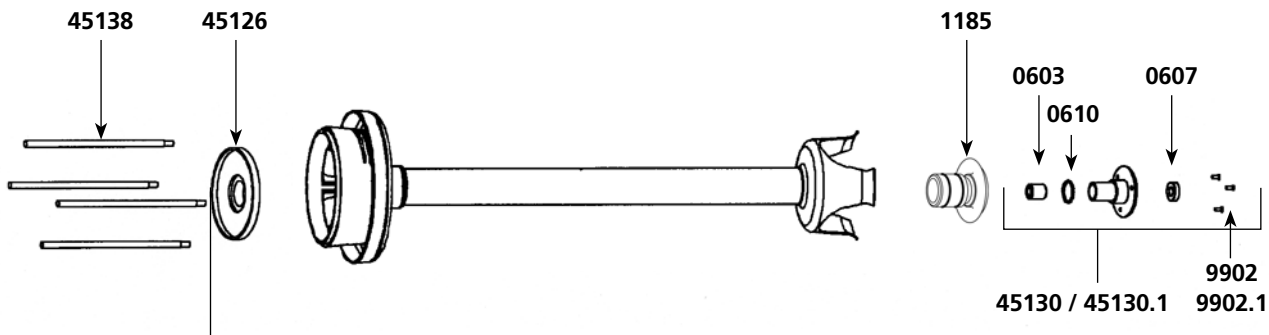
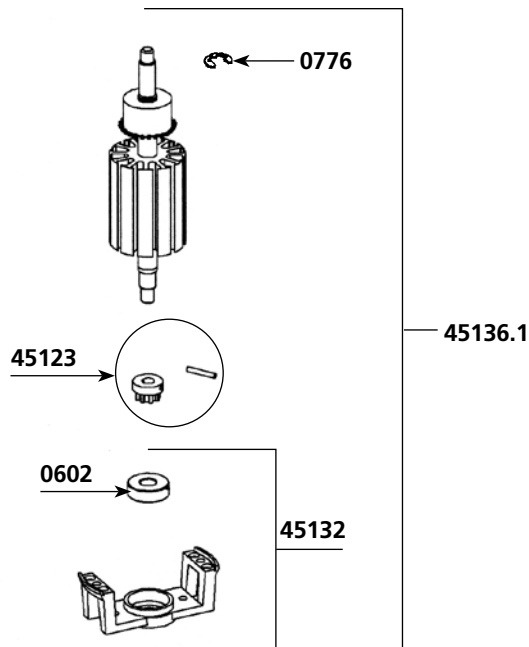
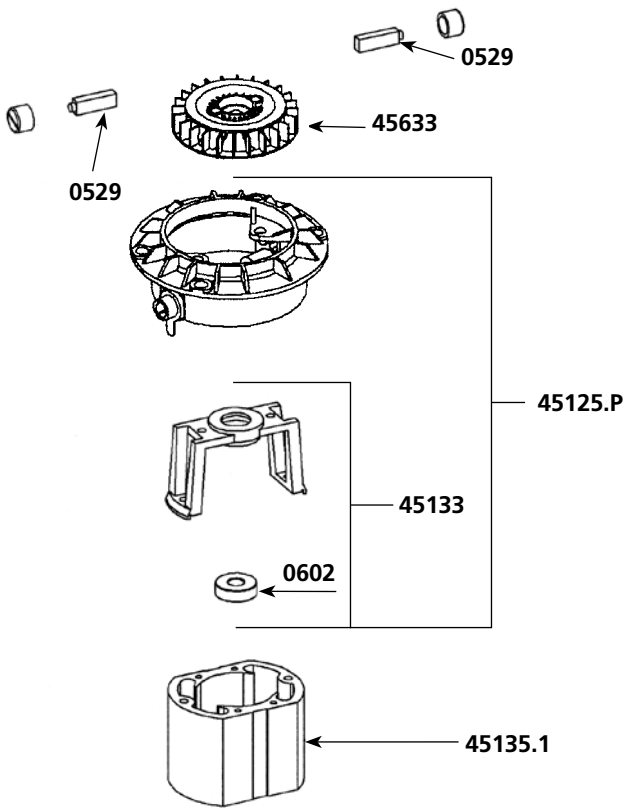
Parts list	Code	List \$ Price
Stator 230 V	45135	480.54
Stator 115 V	45135.1	480.54
Rotor 230 V	45136	480.54
Rotor 115 V	45136.1	480.54
Stator screws (2)	45137	3.47
Spacer rods (4)	45138	20.85
Spacer screws (4)	45139	3.62
Cutter blade w/ screw	45161	52.05
Motor 115 V	45200.1	746.77
Motor 230 V	45200.2	746.77
Squeezing washer (4)	45230	7.70
Lower housing (orange plastic piece)	45501	22.91
Upper housing (orange plastic piece)	45502	24.92
Top housing	45503	278.46
Sleeve & complete handle	45505	159.59
Complete housing w/ screws	45510	44.26
Kit w/ shaft. lower bearing. coupler. cutter	45533	287.21
Handle cap (2)	45610	7.58
Circuit Board 115 V	45620.1	164.21
Foot assembly	45720.1	486.45
Locking kit	45721	389.09
Complete foot assembly	45722	730.07
Perforated disc	45810	75.40
Perforated disc w/ pin	45820	75.40



45720.1

Parts list	Code	List \$ Price
Aluminium Fan	0509	12.16
Motor brushes (pair)	0529	20.04
Ball bearing	0601	17.83
Motor ball bearing	0602	20.71
Self-lubricating ring	0603	4.15
Waterproof seal	0607	23.27
O. ring	0610	2.50
Rubber washer	0760	3.98
Clips	0776	1.51
Washer & bolt for fan	0777	1.51
Wall bracket	0862	26.10
Strain relief 115 V	0950.1	3.13
ID label 115 V	1009	17.55
Lower bearing assembly support	1185	28.71
Shaft. ball bearing + sprocket	45120	189.94
Coupling sleeves	45122	30.31
Motor & shaft drive sprocket	45123	28.20
Fan housing Plastic	45125.P	174.86
Double isolation part	45126	20.16
Lower ball bearing assembly	45130	45.20
Complete stainless steel lower bearing	45130.1	83.88
Brush Holder w/cap (1)	45131	84.75
Lower motor casing	45132	91.91
Upper motor casing	45133	91.91
Stator 115 V	45135.1	480.54
Rotor 115 V	45136.1	480.54
Stator screws (2)	45137	3.47






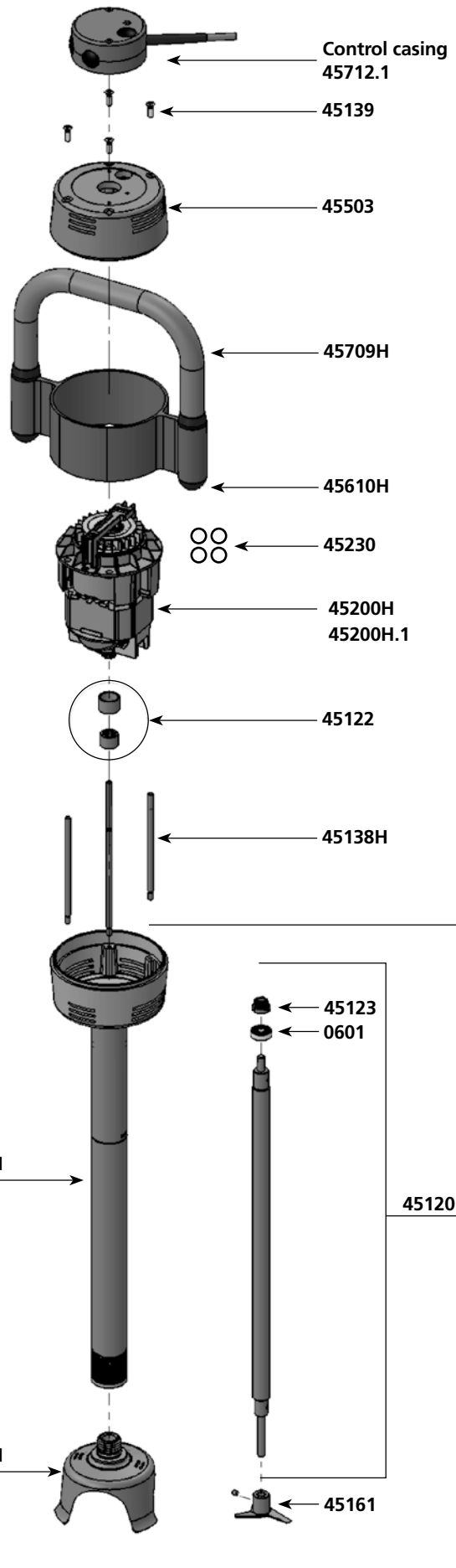
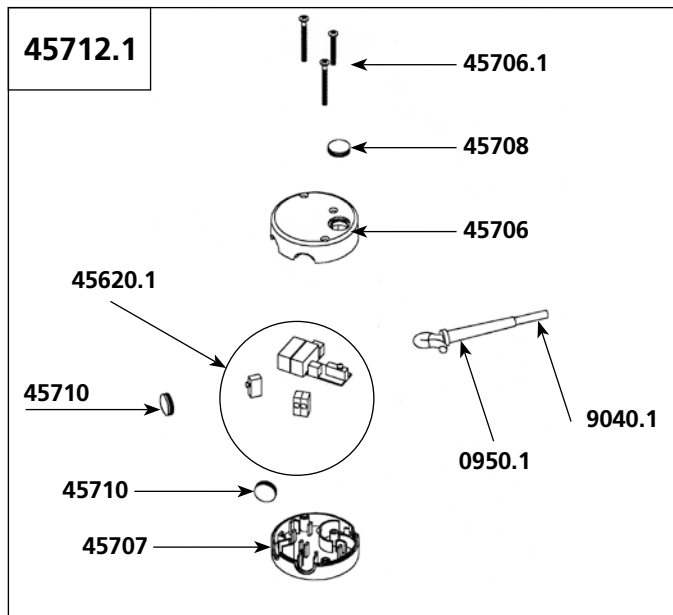
Parts list	Code	List \$ Price
Spacer rods (4)	45138	20.85
Spacer screws (4)	45139	3.62
Cutter blade w/screw	45161	52.05
Motor 115 V	45200.1	746.77
Motor 230 V	45200.2	746.77
Squeezing washers (4)	45230	7.70
Top housing	45503	278.46
Kit w/ shaft. lower bearing. coupler. cutter	45533	287.21
Handle cap (2)	45610	7.58
Circuit board 115V	45620.1	164.21
Plastic Fan	45633	22.37
Top housing (orange plastic piece)	45706	24.92
Screws control case set	45706.1	2.63
Lower housing (orange plastic piece)	45707	22.91
Handle cap protector (unit)	45708	4.06
Sleeve & complete handle & label & cap	45709	159.59
Handle cap protectors (unit)	45710	3.87
Orange housing w/ screws	45711	44.26
Foot assembly w/ lower bearing	45720.1	486.45
Complete foot assembly	45722.1	730.07
Power cord 115 V	9040.1	44.85
Bearing support screws (3)	9902	1.56
Stainless steel lower bearing screws (3)	9902.1	1.73

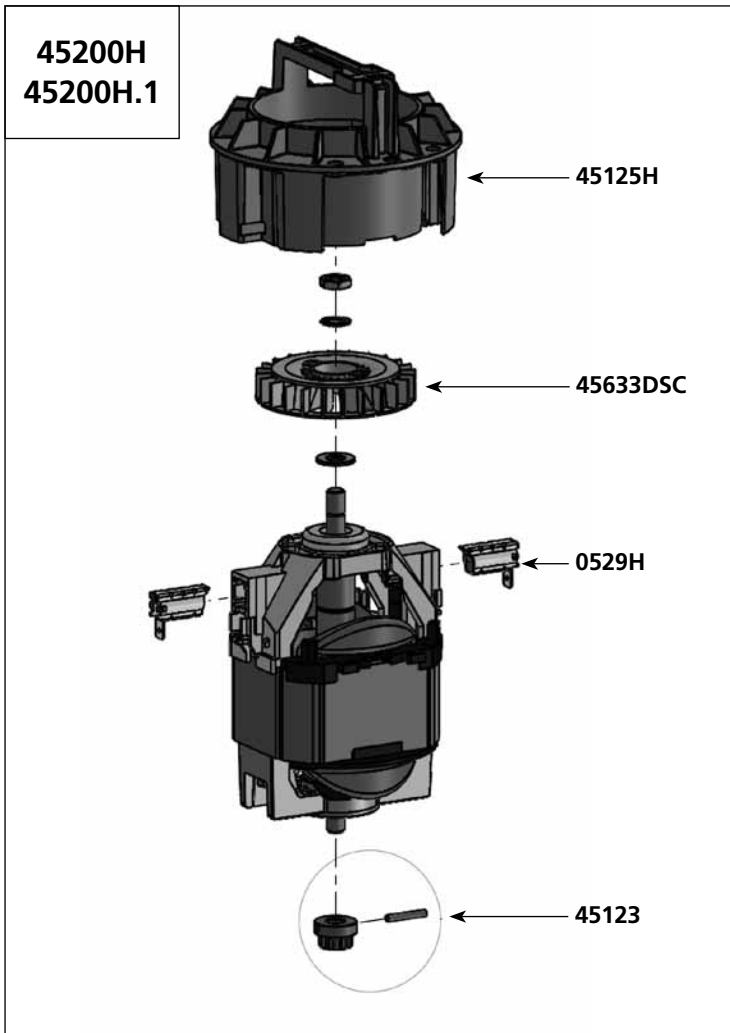
SMX 650 ES

Parts list	Code	List \$ Price
Ball bearing	0601	17.83
Wall bracket	0862	26.10
Strain relief 115 V	0950.1	3.13
Shaft & ball bearing	45120 H	202.54
Coupling sleeves	45122	30.31
Motor & shaft drive sprocket	45123	28.20
Removable complete bell	45130 H	449.63
Spacer rods (4)	45138 H	22.18
Spacer screws (4)	45139	3.62
Cutter blade w/ screw	45161	52.05
Motor 230 V	45200H	796.32
Motor 115 V	45200H.1	796.32
Squeezing washer (4)	45230	7.70
Top housing	45503	278.46
Handle cap (2)	45610H	8.06
Circuit board 115 V	45620.1	164.21
Top housing (orange plastic piece)	45706	24.92
Screws control case set	45706.1	2.63
Lower housing (orange plastic piece)	45707	22.91
Handle cap protector (unit)	45708	4.06
Sleeve & complete handle & label & cap	45709H	167.49
Handle cap protector (unit)	45710	3.87
Complete control casing 115 V	45712.1	266.45
Foot assembly w / lower brearing	45720H	518.77
Complete foot assembly	45722H	776.81
Power cord 115 V	9040.1	44.85

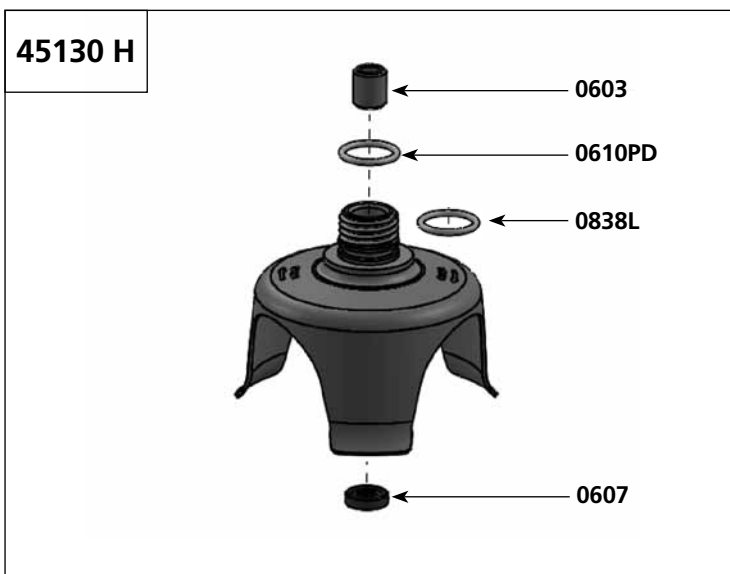


0862





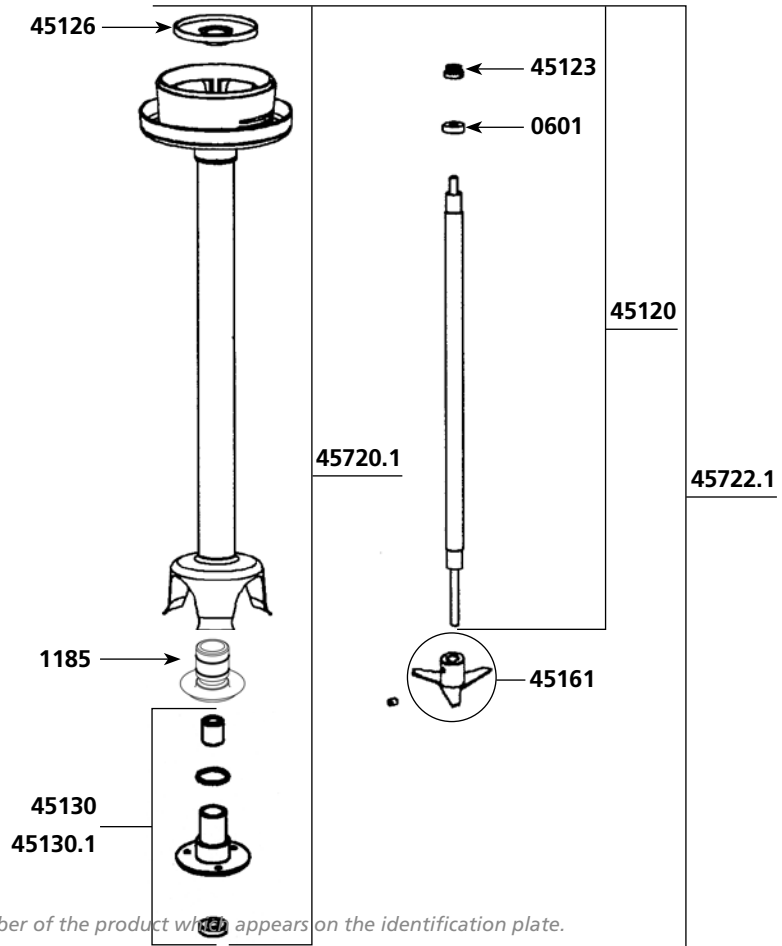
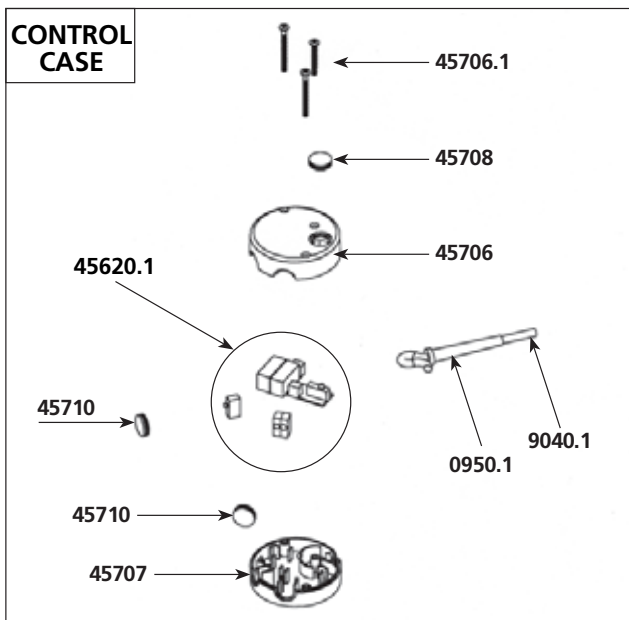
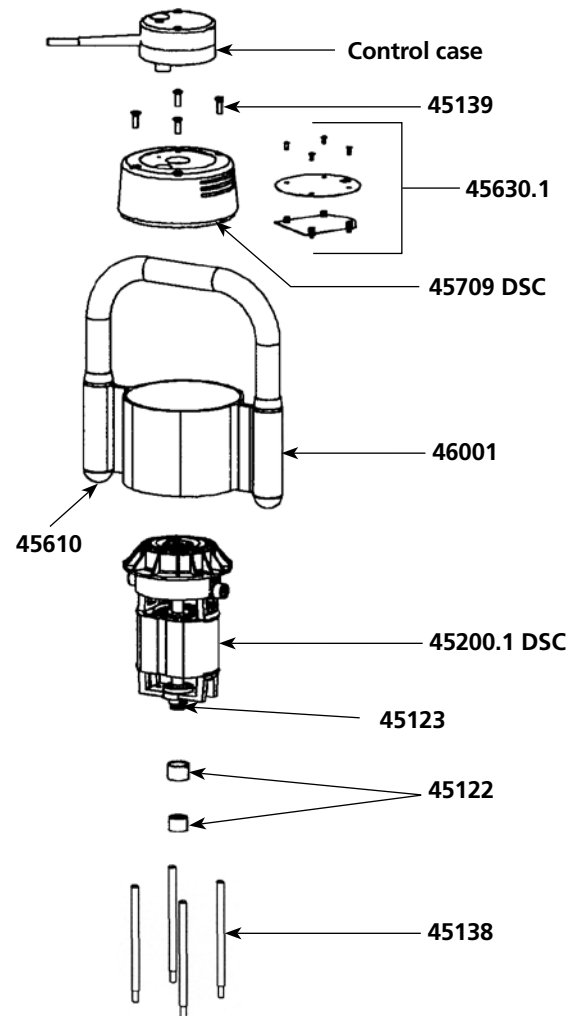
Parts list	Code	List \$ Price
Brushes (2)	0529H	21.34
Motor & shaft drive sprocket	45123	28.20
Fan housing Plastic	45125H	186.51
Plastic Fan	45633DSC	21.51



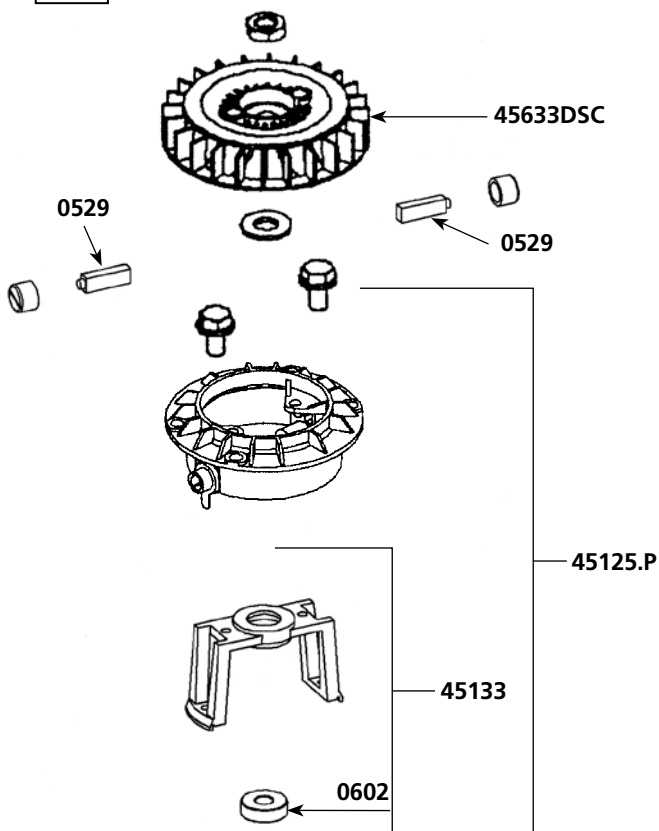
Parts list	Code	List \$ Price
Self-lubricating ring	0603	4.15
Waterproof seal	0607	23.27
O. ring	0610PD	3.96
Friction washer	0838L	6.59

SMX 600 DSC - 115 V

Parts list	Code	List \$ Price
Motor brushes (pair)	0529	20.04
Ball bearing	0601	17.83
Motor ball bearing	0602	20.71
Self-lubricating ring	0603	4.15
Waterproof seal	0607	23.27
O. ring	0610	2.50
Rubber washer	0760	3.98
Clips	0776	1.51
Washer & bolt for fan	0777	1.51
Wall bracket	0862	26.10
Strain relief 115 V	0950.1	3.13
ID label 115 V	1009	17.55
Lower bearing assembly support	1185	28.71
Shaft & ball bearing	45120	189.94
Coupling sleeves	45122	30.31
Motor + drive sprocket	45123	28.20
Fan housing Plastic	45125.P	174.86
Double isolation plate	45126	20.16
Lower bearing assembly	45130	45.20
Complete stainless steel lower bearing	45130.1	83.88
Brush Holder w/cap (1)	45131.1	84.75
Lower motor casing	45132	91.91
Upper motor casing	45133	91.91
Stator 115 V	45135.1	480.54
Rotor 115 V	45136.1	480.54
Motor field screws (2)	45137	3.47



A

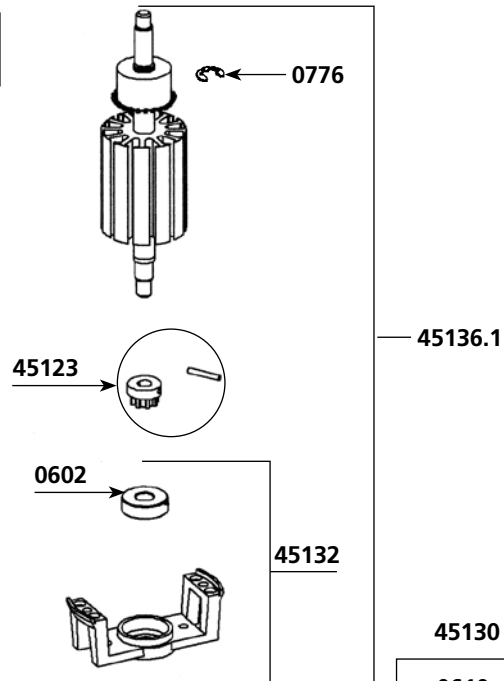


Parts list

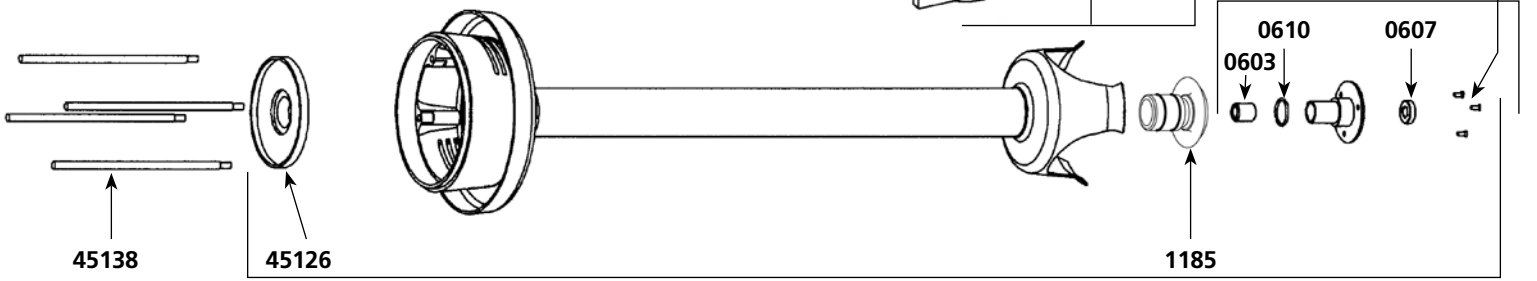
Code List \$ Price

	Code	List \$	Price
Spacer rods (4)	45138	20.85	
Spacer screws (4)	45139	3.62	
Cutter blade w/screw	45161	52.05	
Motor 115 V (complete)	45200.1DSC	746.77	
Squeezing washer (4)	45230	7.70	
Sleeve & complete handle & label & cap	45709DSC	278.46	
Kit w/ shaft. lower bearing. coppler. cutter	45533	287.21	
Handle cap (2)	45610	7.58	
Circuit board	45620.1	164.21	
Regulation circuit board	45630.1	169.94	
Plastic Fan	45633DSC	21.51	
Top housing (orange plastic piece)	45706	24.92	
Screws control case set	45706.1	2.63	
Orange housing (orange plastic piece)	45707	22.91	
Lock button rubber cap (unit)	45708	4.06	
Sleeve + handle + label + stopper	46001	159.59	
Rubber cap button	45710	3.87	
Lower housing w/ screws	45711	44.26	
Foot assembly	45720.1	486.45	
Complete foot assembly	45722.1	730.07	
Power cord 115V	9040.1	44.85	
Lower bearing screws (3)	9902	1.56	
Stainless steel lower bearing screws (3)	9902.1	1.73	

B

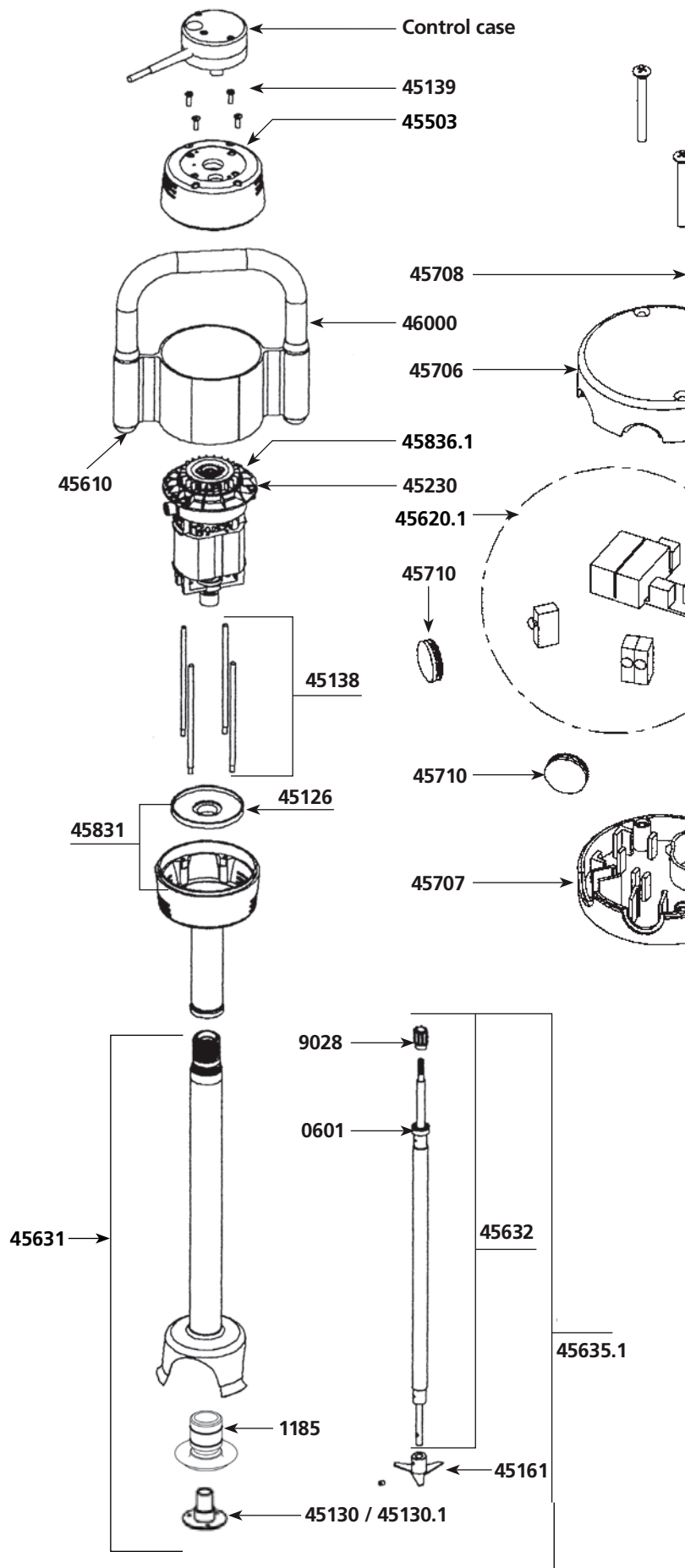


C



45720.1

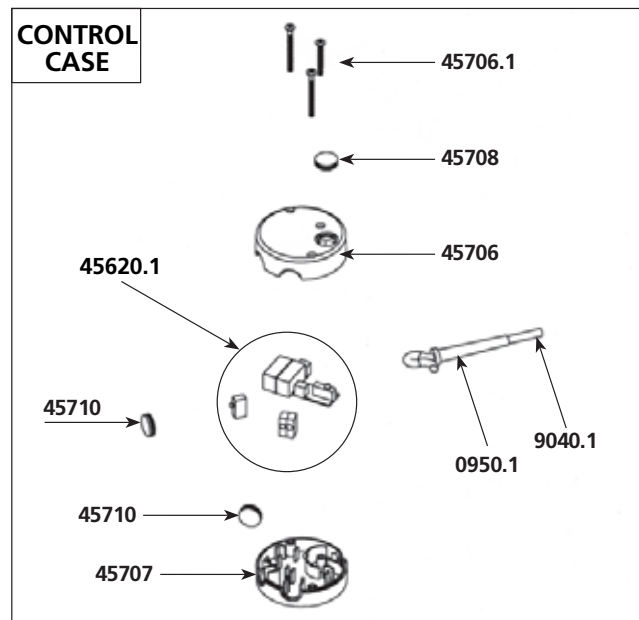
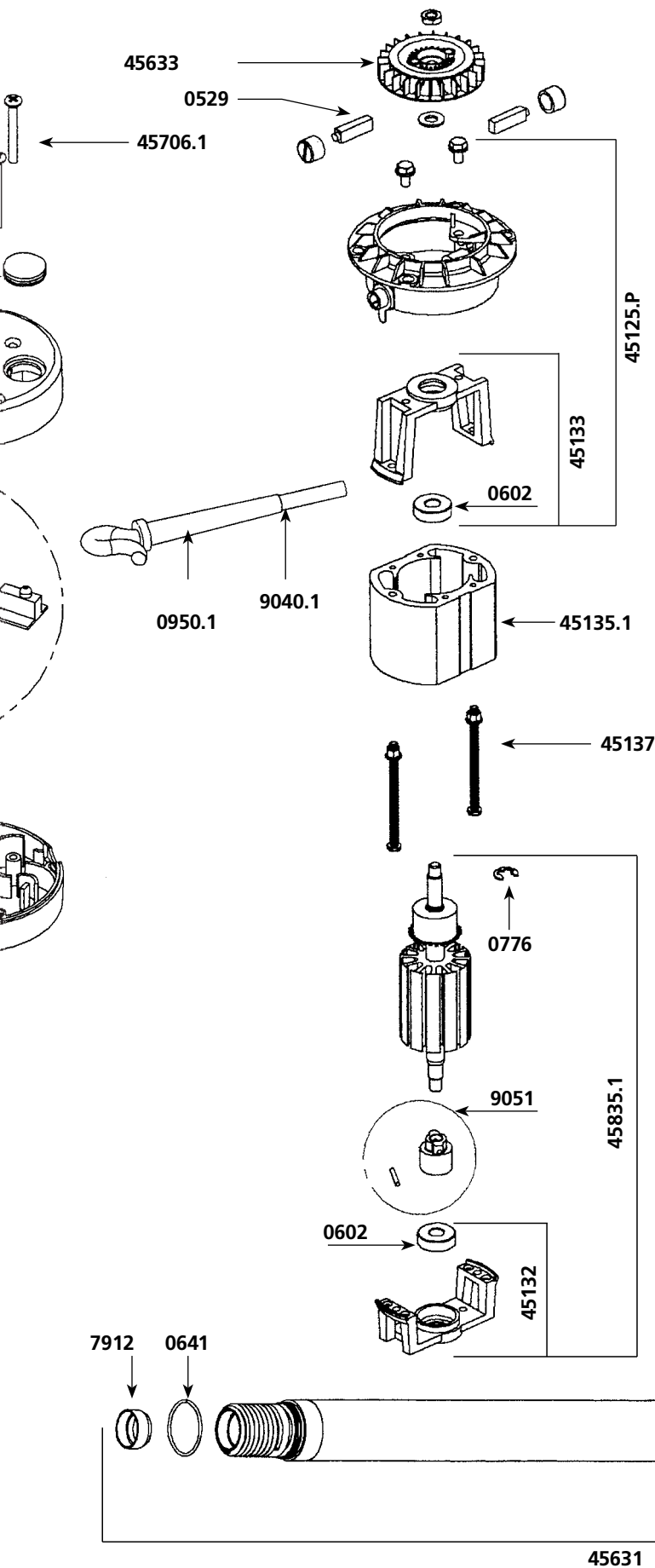
Parts list	Code	List \$ Price
Carbon brushes (pair)	0529	20.04
Ball bearing	0601	17.83
Motor ball bearing	0602	20.71
Self-lubricating ring	0603	4.15
Waterproof seal	0607	23.27
O. ring	0610	2.50
Toric seal	0641	3.69
Rubber washer	0760	3.98
Clips	0776	1.51
Washer & bolt for fan	0777	1.51
Wall bracket	0862	26.10
Strain relief 115 V	0950.1	3.13
Bearing holder + seal	1185	28.71
ID label 115 V	1094	17.55
Fan housing Plastic	45125.P	174.86
Double isolation plate	45126	20.16
Lower bearing assembly	45130	45.20
Complete stainless steel lower bearing	45130.1	83.88
Brush Holder w/cap (1)	45131	84.75
Lower motor casing	45132	91.91
Upper motor casing	45133	91.91
Stator 115 V	45135.1	480.54
Stator screws(2)	45137	3.47
Braces (4)	45138	20.85
Brace screws (4)	45139	3.62
Cutter blade w/ screw	45161	52.05
Squeezing washers (4)	45230	7.70
Upper motor casing	45503	278.46
Handle cap (2)	45610	7.58
Circuit board 115 V	45620.1	164.21
Foot assembly w/ stainless steel bearing assembly	45631	463.33
Shaft & ball bearing	45632	184.36
Fan	45633	22.37
Complete foot assembly (stainless steel lower bearing)	45635.1	751.91
Top housing (orange plastic piece)	45706	24.92
Screws control case set	45706.1	2.63
Lower housing (orange plastic piece)	45707	22.91
Handle cap protector (unit)	45708	4.06



Parts list

Code List \$ Price

Handle cap protector (unit)	45710	3.87
Complete housing w/ screws	45711	44.26
Lower housing	45831	429.44
Rotor 115 V	45835.1	480.54
Motor 115 V	45836.1	746.77
Sleeve & complete handle & label & cap	46000	159.59
Ball bearing ring	7912	4.71
Motor & shaft drive sprocket	9028	11.89
Power cord 115 V	9040.1	44.85
Coupling casing + pin	9051	18.85
Lower bearing screws - Stainless steel (3)	9902	1.56
Stainless steel lower bearing screws (3)	9902.1	1.73

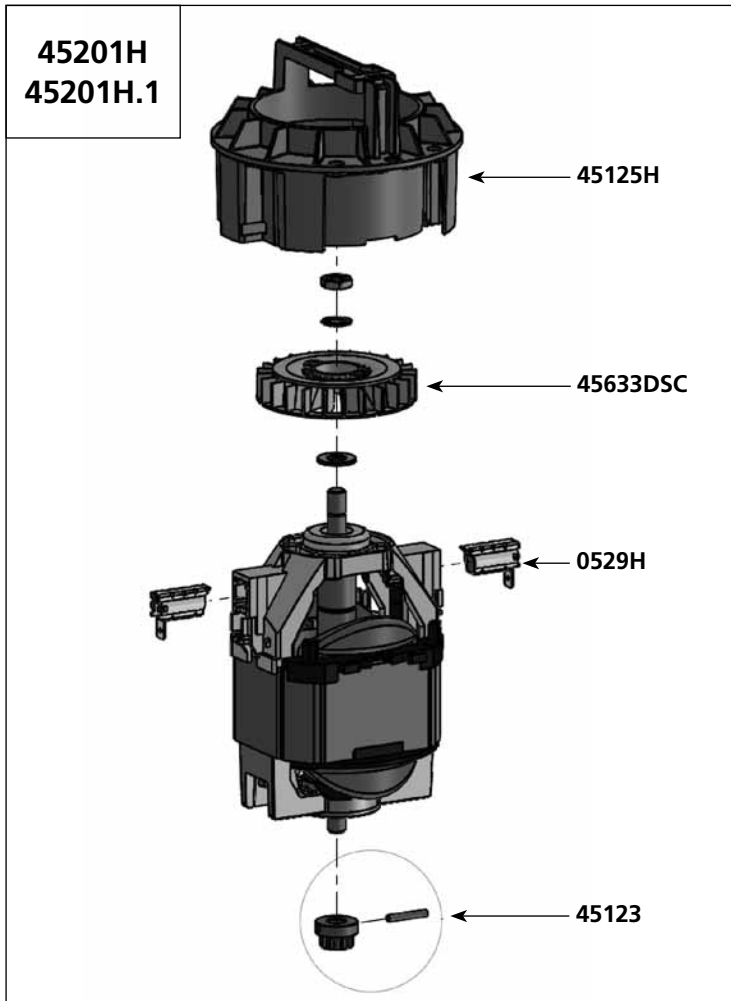
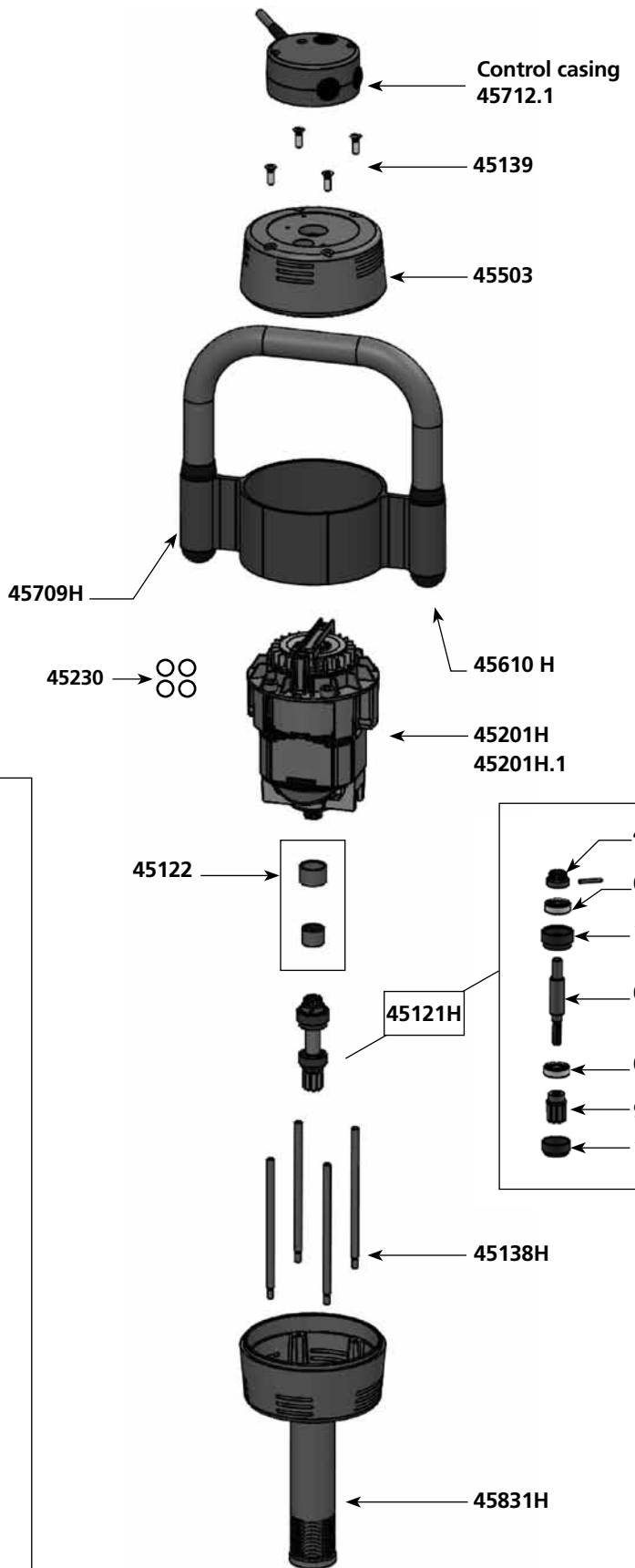


45631

9902.1
45130 / 45130.1 9902

SMX 750 ES

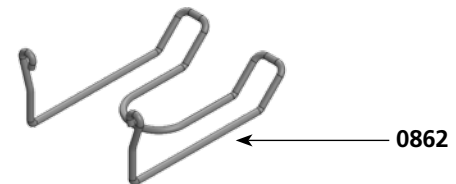
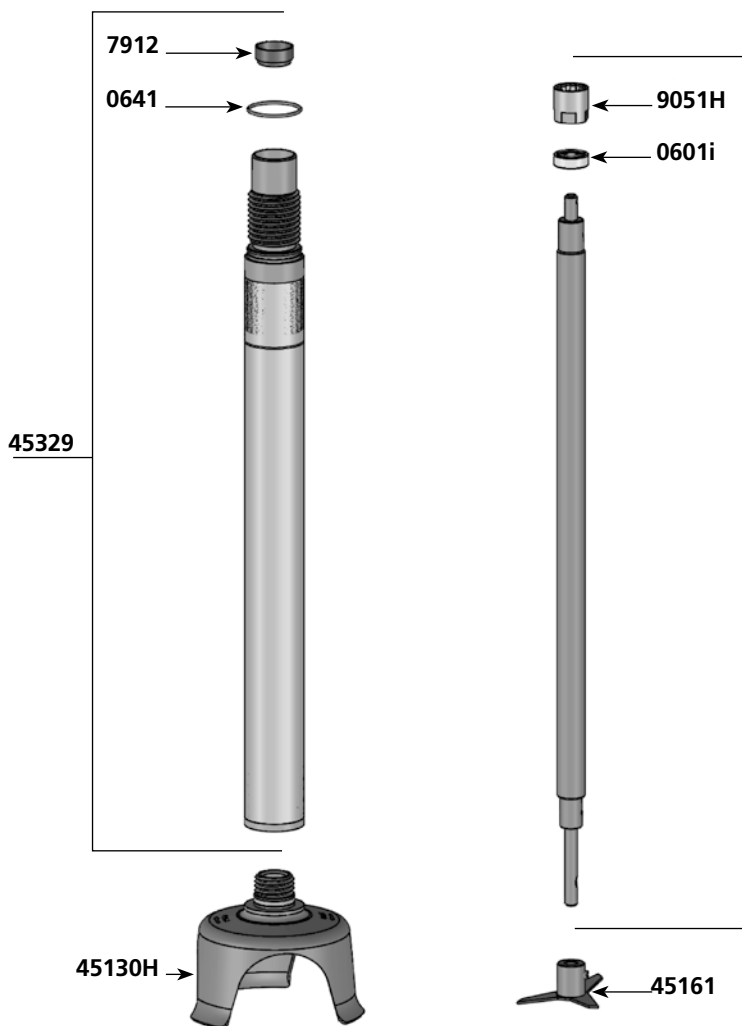
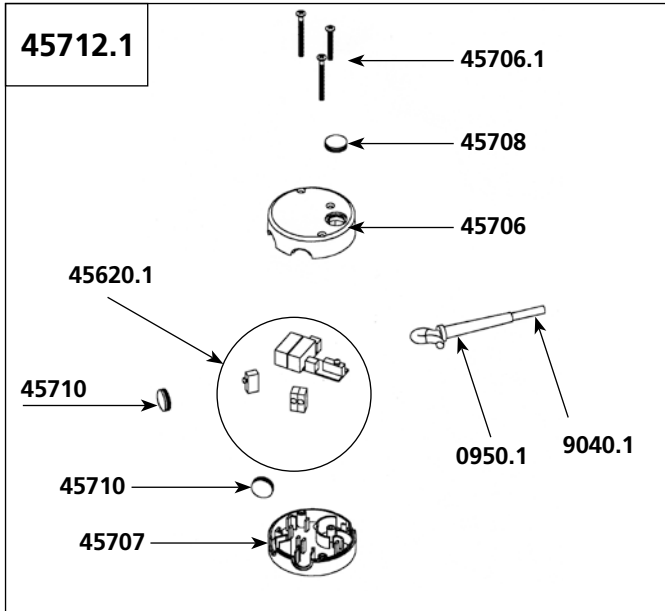
Parts list	Code	List \$ Price
Carbon brushes (pair)	0529H	21.34
Ball bearing	0601i	19.02
Equipped output axle	0807H	45.80
Ball bearing ring	119950	5.39
Ball bearing ring	119964	5.65
Output shaft	45121H	113.32
Coupling sleeves	45122	30.31
Motor & shaft drive sprocket	45123	28.20
Plastic fan housing	45125H	186.51
Spacer rods (4)	45138H	22.18
Spacer screws (4)	45139	3.62
Motor 230 V	45201H	826.17
Motor 115 V	45201H.1	826.17
Squeezing washer (4)	45230	7.70
Top housing	45503	278.46
Handle cap (2)	45610H	8.06
Plastic Fan	45633 DSC	21.51
Sleeve & complete handle & label & cap	45709H	167.49
Complete control casing 115V	45712.1	266.45
Lower housing	45831H	455.20
Motor & shaft drive sprocket	9028	11.89



SMX 750 ES Attachment - Ref AC075T (Complete Attachment)

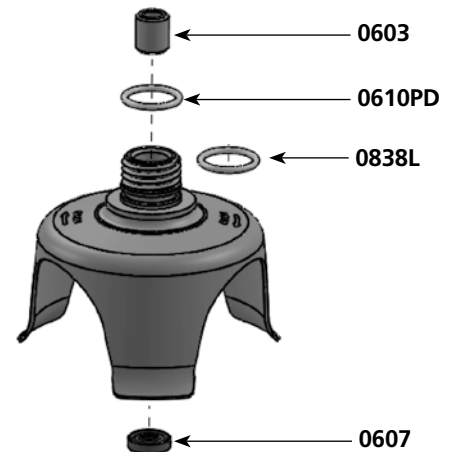
Parts list Code List \$ Price

Parts list	Code	List \$ Price
Ball bearing	0601i	19.02
Self-lubricating ring	0603	4.15
Waterproof seal	0607	23.27
O. ring	0610PD	3.96
Toric seal	0641	3.69
Friction washer	0838L	6.59
Wall bracket	0862	26.10
Strain relief 115 V	0950.1	3.13
Ball bearing ring	7912	4.71
Motor & shaft drive sprocket	9028	11.89
Power cord 115 V	9040.1	44.85
Coupling casing + pin	9051H	44.01
Removable complete bell	45130H	449.63
Cutter blade w/ screw	45161	52.05
Shaft & bearing	45328	200.49
Foot assembly	45329	518.77
Circuit board 115 V	45620.1	164.21
Top housing (orange plastic piece)	45706	24.92
Screws control case set	45706.1	2.63
Lower housing (orange plastic piece)	45707	22.91
Handle cap protector (unit)	45708	4.06
Handle cap protector (unit)	45710	3.87

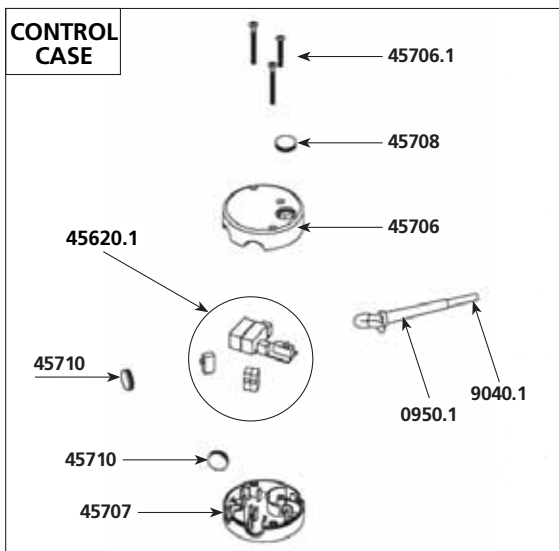
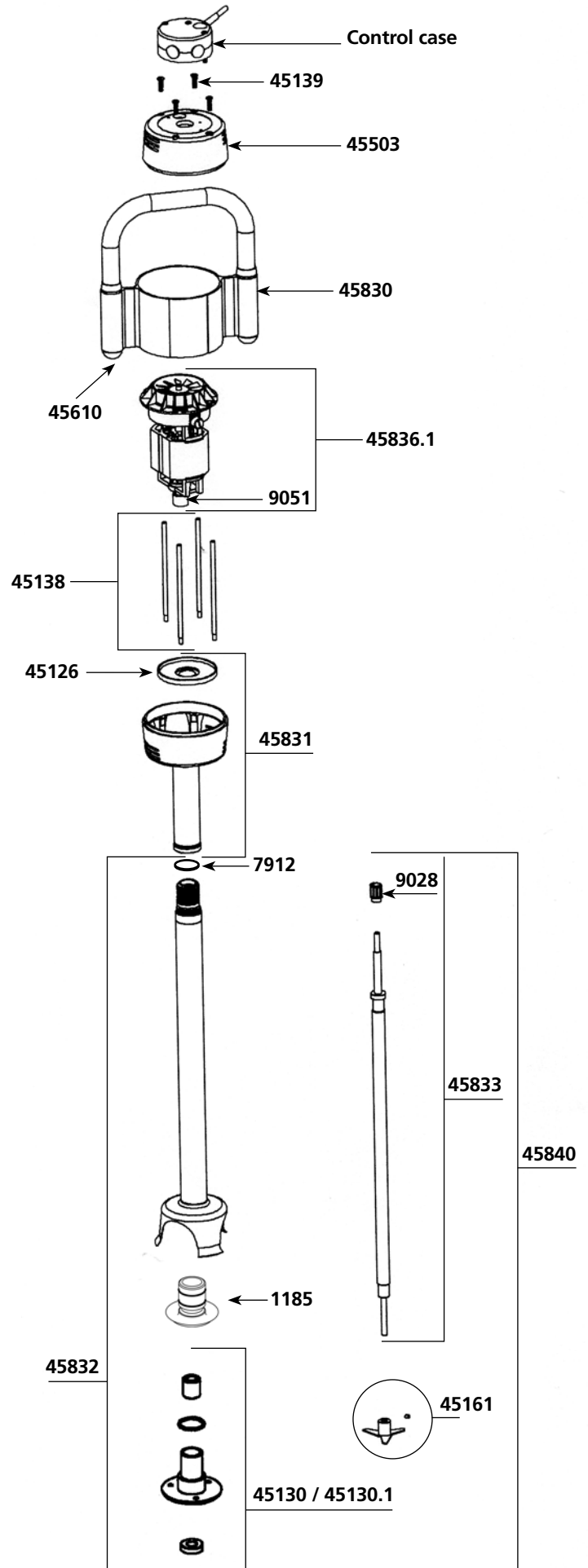


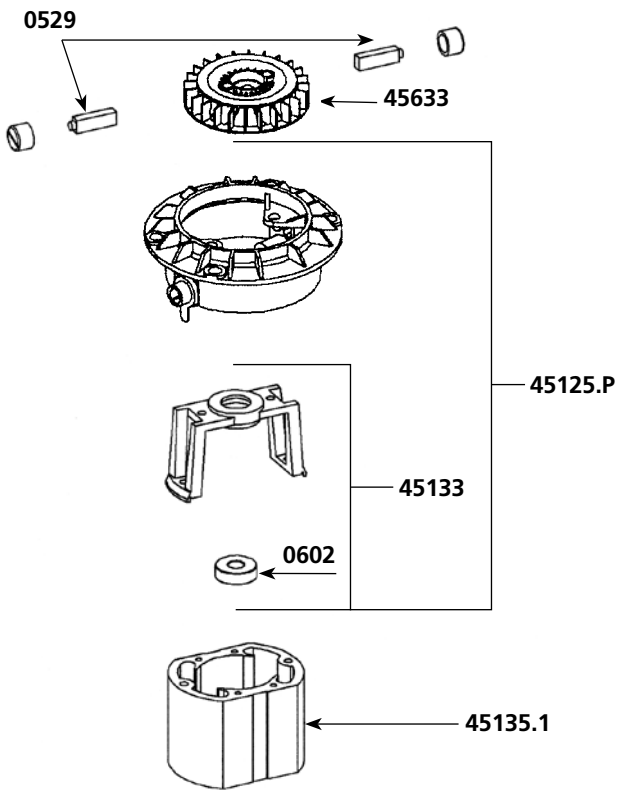
45328

45130 H

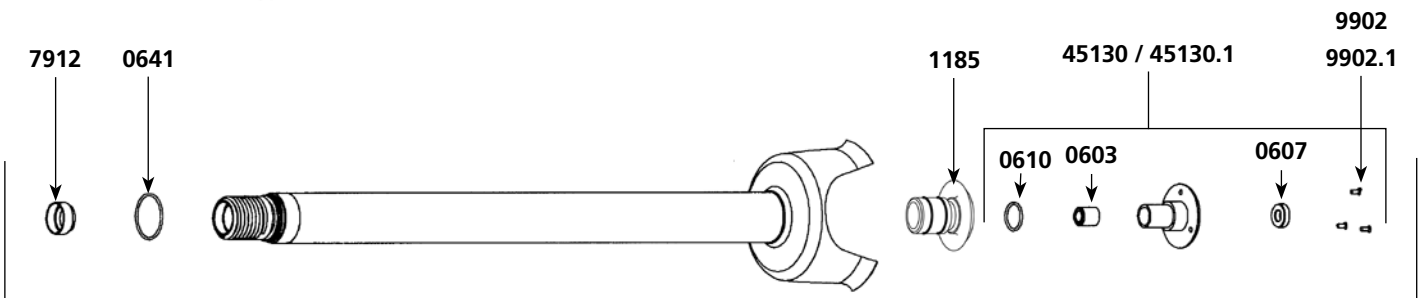
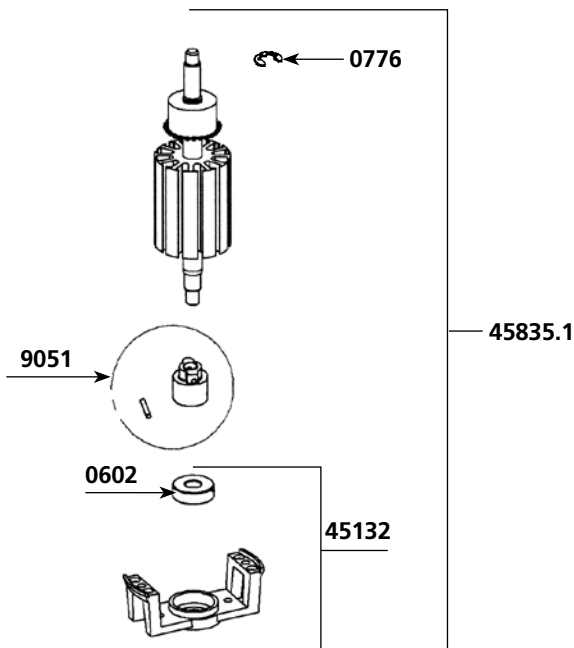


Parts list	Code	List \$ Price
Aluminium Fan	0509	12.16
Motor brushes (pair)	0529	20.04
Ball bearing	0601	17.83
Motor ball bearing	0602	20.71
Self-lubricating ring	0603	4.15
Waterproof seal	0607	23.27
O. ring	0610	2.50
Toric seal	0641	3.69
Rubber washer	0760	3.98
Clips	0776	1.51
Washer & bolt for fan	0777	1.51
Wall bracket	0862	26.10
Strain relief 115 V	0950.1	3.13
ID label 115 V	1074	17.55
Lower bearing assembly support	1185	28.71
Fan housing Plastic	45125.P	174.86
Double isolation plate	45126	20.16
Lower bearing assembly	45130	45.20
Complete stainless steel lower bearing	45130.1	83.88
Brush Holder w/cap (1)	45131	84.75
Lower motor casing	45132	91.91
Upper motor casing	45133	91.91
Stator 115 V	45135.1	480.54
Stator screws(2)	45137	3.47
Spacer rods (4)	45138	20.85
Spacer screws (4)	45139	3.62
Cutter blade w/screw	45161	52.05
Squeezing washer (4)	45230	7.70
Top housing	45503	278.46
Handle cap (2)	45610	7.58
Circuit board 115 V	45620.1	164.21





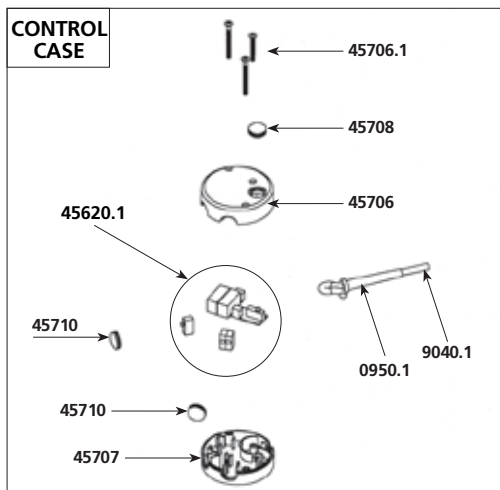
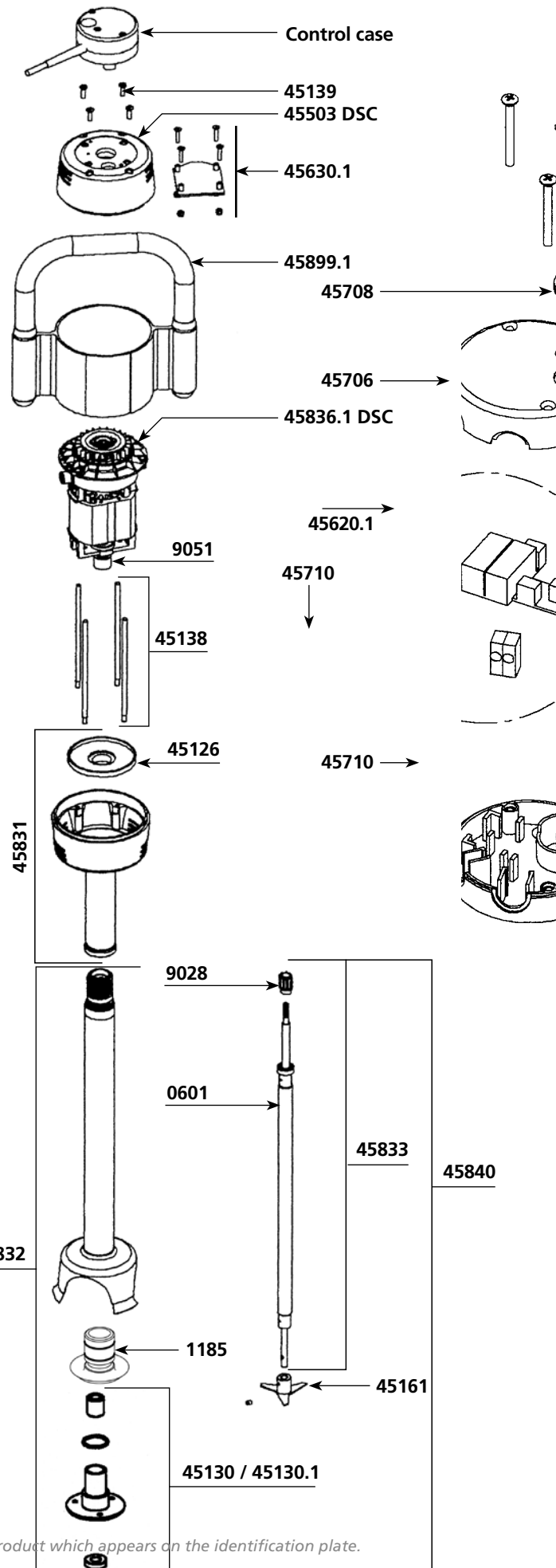
Parts list	Code	List \$ Price
Plastic fan	45633	22.37
Top housing (orange plastic piece)	45706	24.92
Screws control case set	45706.1	2.63
Lower housing (orange plastic piece)	45707	22.91
Lock button rubber cap (unit)	45708	4.06
Handle cap protector (unit)	45710	3.87
Orange housing w/ screws	45711	44.26
Sleeve & complete handle & label & cap	45830	159.59
Lower housing (aluminum)	45831	429.44
Foot assembly w/ bearing assembly	45832	493.90
Shaft. ball bearing + coupler	45833	195.81
Kit w/ shaft, lower bearing, coupler, cutter	45834	295.35
Rotor 115 V	45835.1	480.54
Motor 115 V (complete)	45836.1	746.77
Complete foot assembly	45840	766.46
Ball bearing sleeve	7912	4.71
Coupler for shaft	9028	11.89
Power cord (115v)	9040.1	44.85
Coupling casing + pin	9051	18.85
Lower bearing screws (3)	9902	1.56
Stainless steel lower bearing screws (3)	9902.1	1.73

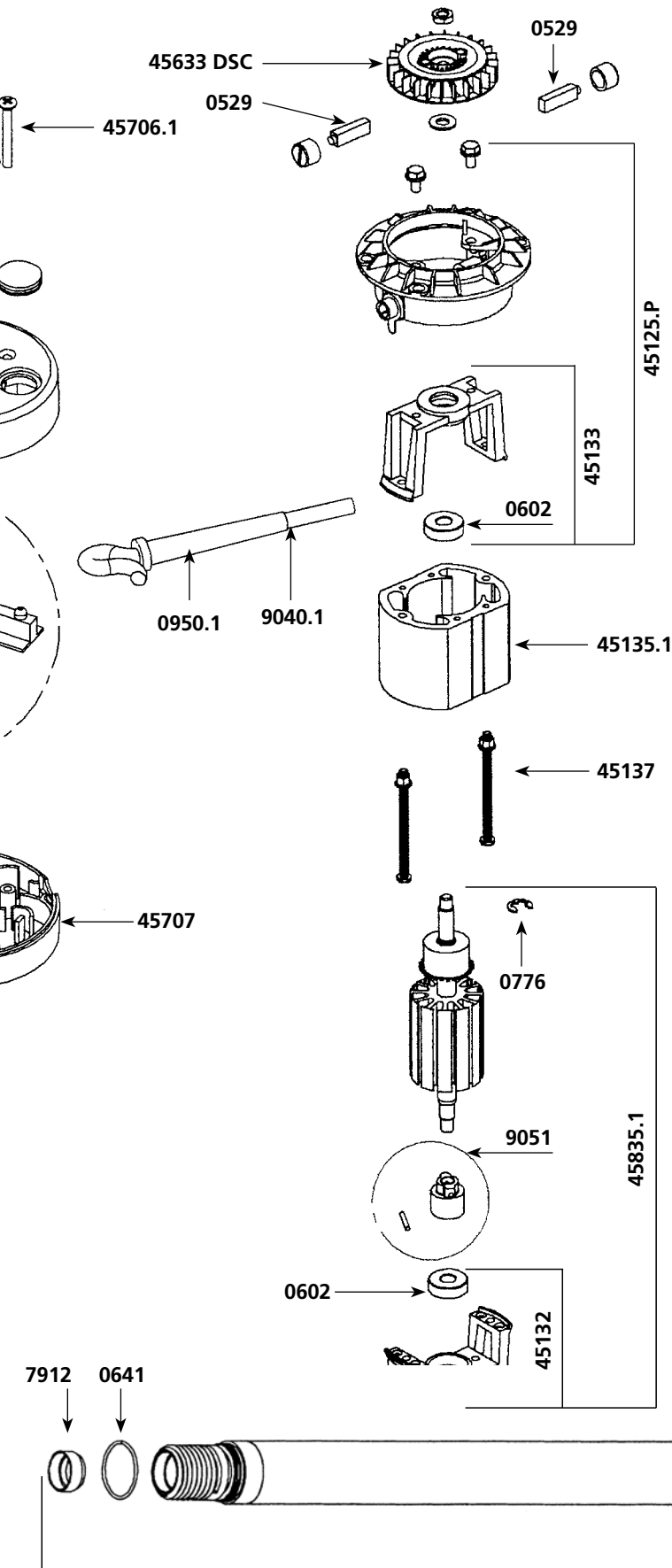


45832

SMX 800 DSC - 115 V

Parts list	Code	List \$ Price
Motor brushes (pair)	0529	20.04
Ball bearing	0601	17.83
Motor ball bearing	0602	20.71
Self-lubricating ring	0603	4.15
Waterproof seal	0607	23.27
O. ring	0610	2.50
Toric seal	0641	3.69
Rubber washer	0760	3.98
Clips	0776	1.51
Washer & bolt for fan	0777	1.51
Wall bracket	0862	26.10
Strain relief 115 V	0950.1	3.13
ID label 115V	1099	17.55
Lower bearing assembly support	1185	28.71
Fan housing Plastic	45125.P	174.86
Double isolation plate	45126	20.16
Lower bearing assembly	45130	45.20
Complete stainless steel lower bearing	45130.1	83.88
Brush Holder w/cap (1)	45131.1	84.75
Lower motor casing	45132	91.91
Upper motor casing	45133	91.91
Stator 115 V	45135.1	480.54
Motor field screws (4)	45137	3.47
Spacer rods (4)	45138	20.85
Spacer screws (4)	45139	3.62
Cutter blade w/screw	45161	52.05
Squeezing washers (4)	45230	7.70
Top housing	45503DSC	278.46
Handle cap (2)	45610	7.58
Circuit board	45620.1	164.21
Regulation circuit board	45630.1	169.94
Fan (DSC)	45633DSC	21.51
Top housing (orange plastic piece)	45706	24.92
Screws control case set	45706.1	2.63
Lower housing (orange plastic piece)	45707	22.91
Lock button rubber cap (unit)	45708	4.06
Rubber button cap	45710	3.87





Parts list

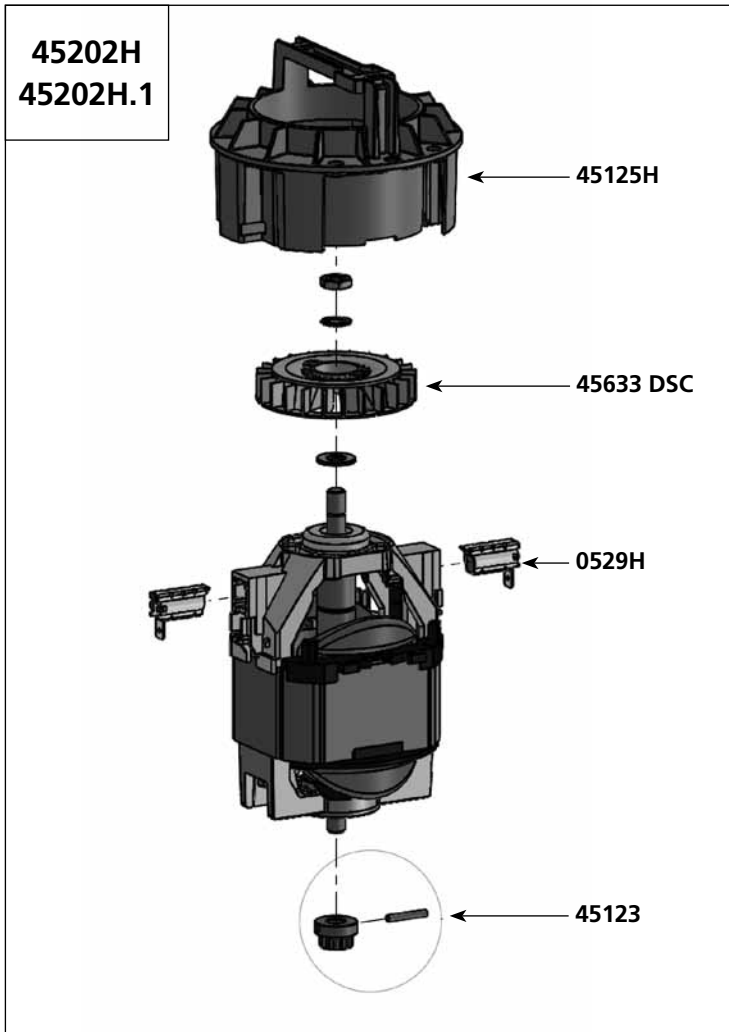
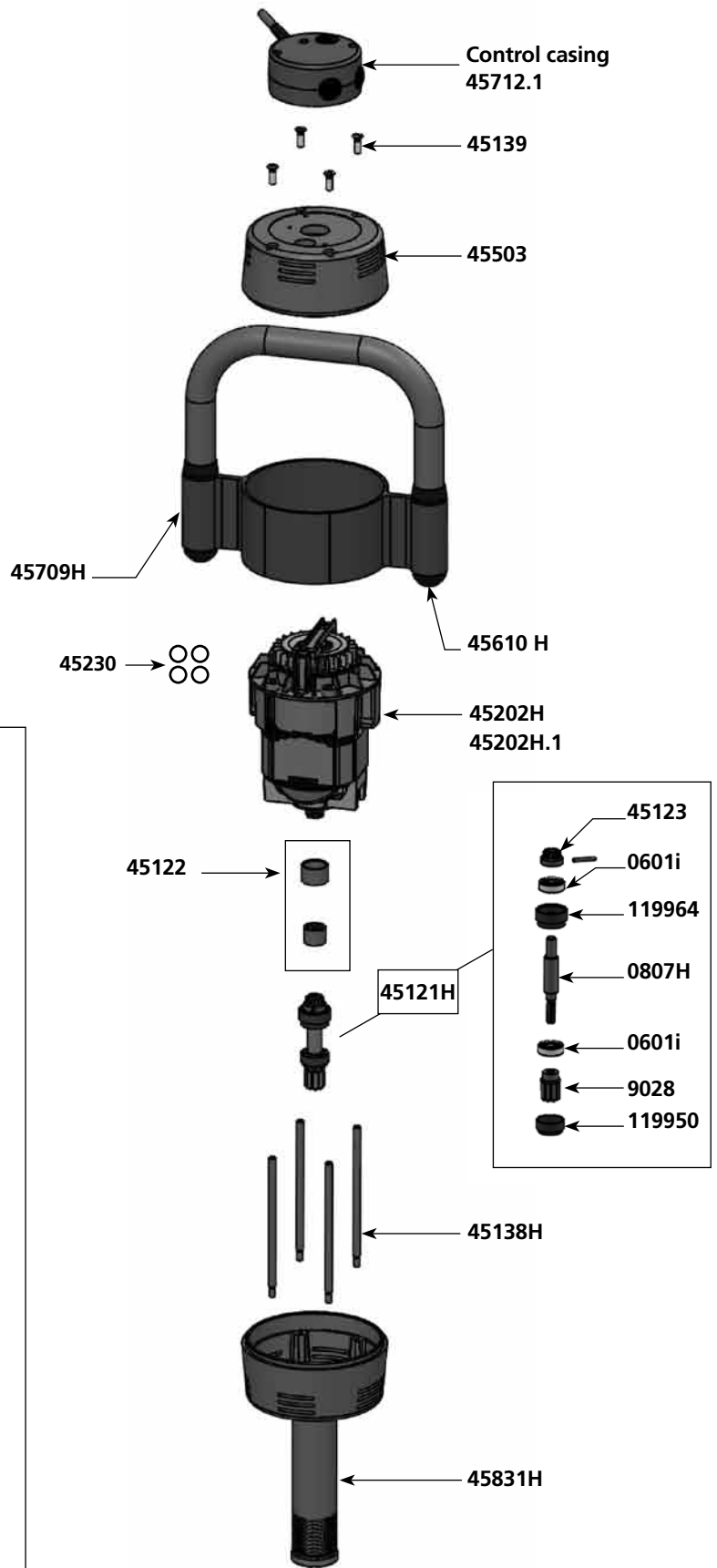
Code List \$ Price

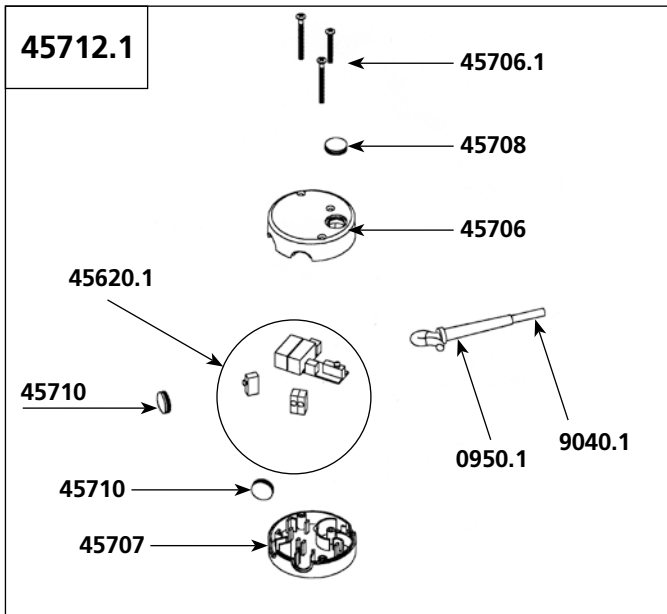
	Code	List \$	Price
Orange housing w/ screws	45711	44.26	
Lower housing	45831	429.44	
Foot assembly w/ bearing assembly	45832	493.90	
Shaft & ball bearing	45833	195.81	
Kit w/ shaft, lower bearing, coupler, cutter	45834	295.35	
Rotor 115 V	45835.1	480.54	
Motor 115 V (complete)	45836.1DSC	746.77	
Complete foot assembly	45840	766.46	
Sleeve + handle + label + stopper	45899.1	159.59	
Ball bearing sleeve	7912	4.71	
Coupler for shaft	9028	11.89	
Power cord 115 V	9040.1	44.85	
Coupling casing + pin	9051	18.85	
Lower bearing screws (3)	9902	1.56	
Stainless steel lower bearing screws (3)	9902.1	1.73	

45832

SMX 850 ES

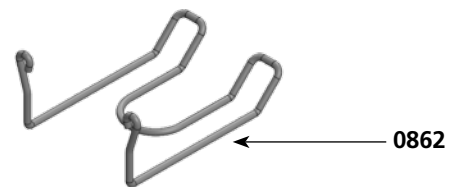
Parts list	Code	List \$ Price
Carbon brushes (pair)	0529H	21.34
Ball bearing	0601i	19.02
Equipped output axle	0807H	45.80
Ball bearing ring	119950	5.39
Ball bearing ring	119964	5.65
Output shaft	45121H	113.32
Coupling sleeves	45122	30.31
Motor & shaft drive sprocket	45123	28.20
Fan housing Plastic	45125H	186.51
Spacer rods (4)	45138H	22.18
Spacer screws (4)	45139	3.62
Motor 230 V	45202H	857.09
Motor 115 V	45202H.1	857.09
Squeezing washer (4)	45230	7.70
Top housing	45503	278.46
Handle cap (2)	45610H	8.06
Plastic Fan	45633DSC	21.51
Sleeve & complete handle & label & cap	45709H	167.49
Complete control casing 115V	45712.1	266.45
Lower housing	45831H	455.20



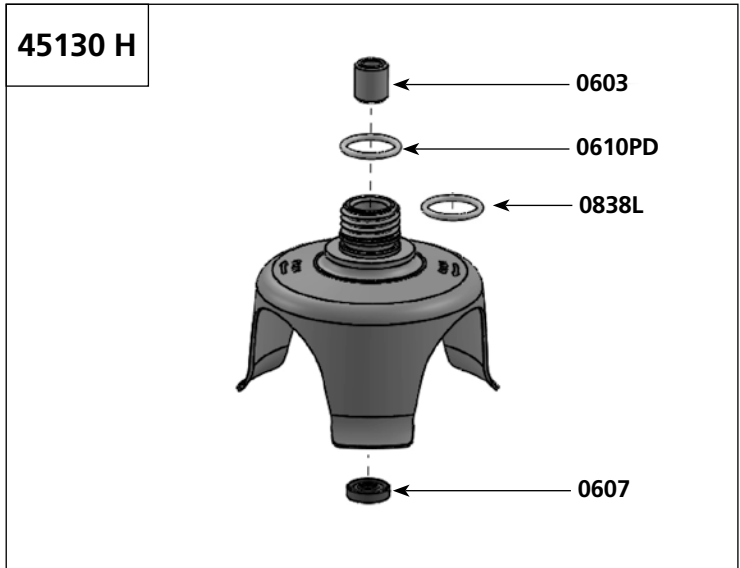


SMX 850 ES Attachment - Ref AC076T
(Complete Attachment)

Parts list	Code	List \$ Price
Ball bearing	0601i	19.02
Self-lubricating ring	0603	4.15
Waterproof seal	0607	23.27
O. ring	0610PD	3.96
Toric seal	0641	3.69
Friction washer	0838L	6.59
Wall bracket	0862	26.10
Strain relief 115 V	0950.1	3.13
Ball bearing ring	7912	4.71
Motor & shaft drive sprocket	9028	11.89
Power cord 115 V	9040.1	44.85
Coupling casing + pin	9051H	44.01
Removable complete bell	45130H	449.63
Cutter blade w/ screw	45161	52.05
Shaft & bearing	45324	213.59
Foot assembly	45325	527.36
Circuit board 115 V	45620.1	164.21
Top housing (orange plastic piece)	45706	24.92
Screws control case set	45706.1	2.63
Lower housing (orange plastic piece)	45707	22.91
Handle cap protector (unit)	45708	4.06
Handle cap protector (unit)	45710	3.87




45324



SMX BLENDER

Parts list	Code	List \$ Price
O. ring	0641	3.69
Self-lubricating ring	0666	17.09
Waterproof seal	0667	36.41
Blender bell	1412	210.59
Blender hammer	1413	71.58
Blender key	1445	23.48
Plastic sleeve	7912	4.71
Coupler for armature	9028	11.89
Shaft	45326	219.70
Foot assembly	45327	448.20
Ball bearing	0601i	19.02
Coupler for armature	9051H	44.01



Parts list

Code List \$ Price

Jib assembling.....9346

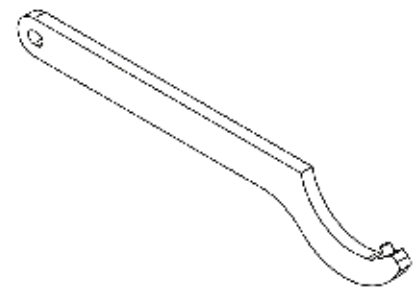
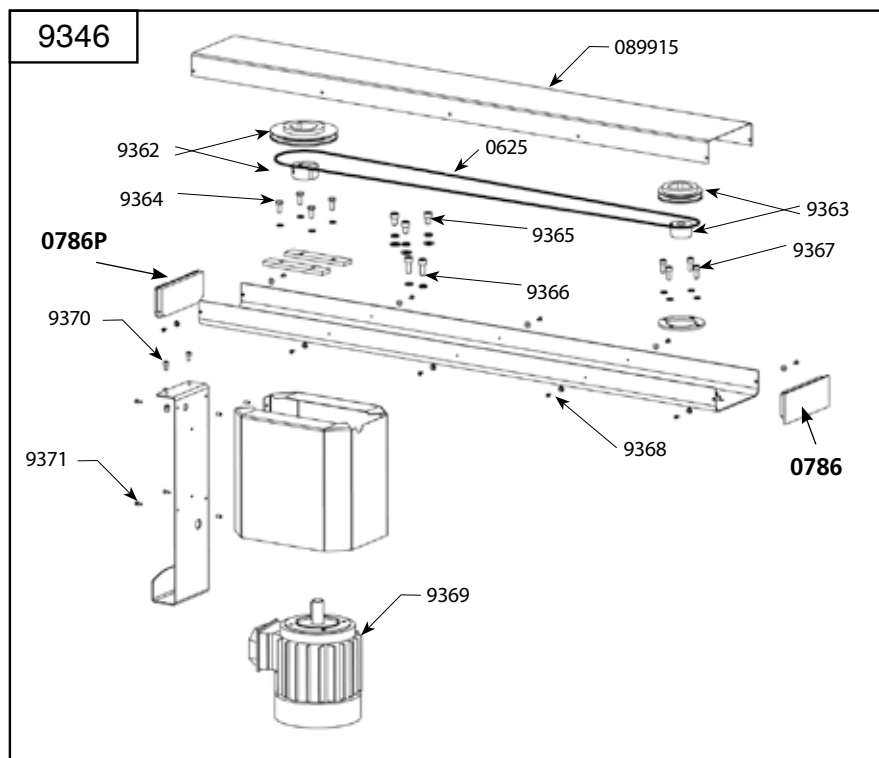
Transmission belt	0625	178.05
Front jib cap	0786	67.17
Back jib cap	0786P	105.31
Cover	089915	291.43
Directing pulley + hub	9362	435.40
Conducting pulley + hub	9363	297.91
Screw set + washers for fixing the motor	9364	41.25
Screw set + washers for fixing the jib	9365	50.39
Screw set + washers for fixing the axle-brake	9366	36.66
Screw set + washers for fixing the tube	9367	50.39
Screw set + washers for fixing the cover	9368	50.15
Motor	9369	1,260.36
Screw set + nuts for fixing the steel sheet on the jib	9370	22.92
Screw set for fixing the steel sheet on the motor housing	9371	25.22

Parts list

Code List \$ Price

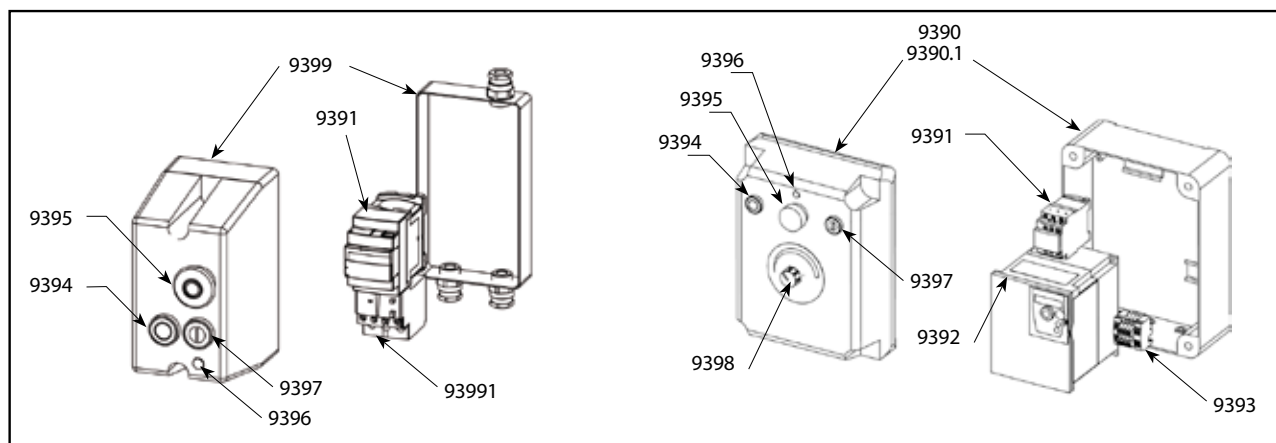
Electrical Box

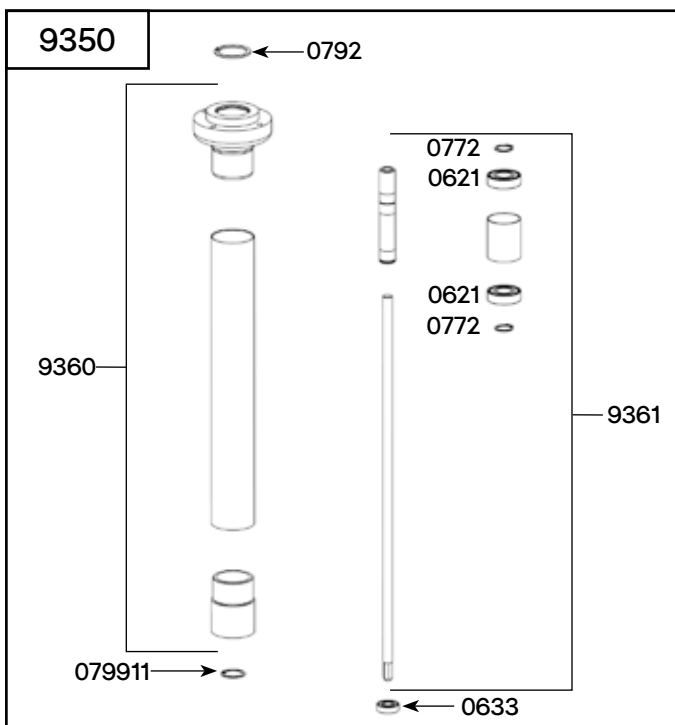
Box case + pe	9390	330.68
Stainless steel box + pe	9390.1	1,227.64
Motor connector	9391	186.78
Phased 2.2kw variator	9392	2,076.55
Connection terminal	9393	69.91
Stop push button	9394	102.68
"Emergency stop" button	9395	121.87
On/off light	9396	42.81
"On/off" push button	9397	102.68
Potentiometer + push button	9398	138.48
PE DEI DSI button	9399	277.94
Thermal relay	93991	333.91



Parts list Code List \$ Price

Spanner wrench	9388	198.64
----------------	------	---------------



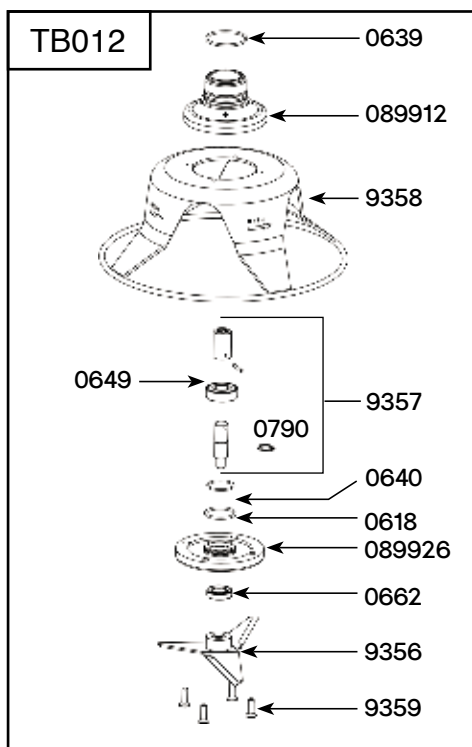


Parts list **Code List \$ Price**

Foot attachment assembling		
9350	1,225.26	
Ball bearing (unit)	0621	45.47
Ball bearing	0633	27.52
Clips (2)	0772	11.36
Rubber ring for upper bearing holder	0792	9.63
Rubber ring case	079911	8.74
Bearing holder. brace. case	9360	646.25
Drive shaft	9361	614.15

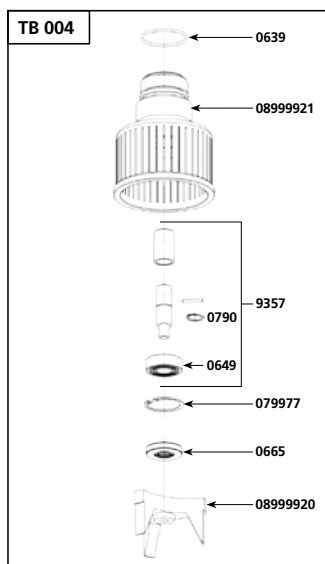
Detachable bell assembling **TB012 2070.00**

Toric joint 30 x 3	0618	5.45
Toric joint 42 x 2.5	0639	17.22
Toric joint 34 x 2	0640	13.77
Ball bearing	0649	90.99
Waterproof lip seal	0662	89.23
Open head locking washer	0790	5.83
Lower bearing	089912	438.40
Seal support	089926	319.27
Waterproofness set (seal + ball bearing + screws + open head locking washer)	9349	174.48
Blade	9356	297.91
Lower shaft + bearing+coupling + clips	9357	336.87
Protection bell	9358	187.89
Assembling set of screw for the bell	9359	18.29



Detachable blender assembling **TB 004**

Toric joint	0639	17.22
Ball bearing	0649	90.99
Waterproof seal	0665	69.13
Elastic ring 15	0790	5.83
Elastic ring 35	079977	24.64
Hammer	08999920	573.30
BLENDER POWER PRO bell	08999921	1,366.69
Waterproof set (seal + bearing + screw + clips)	9348	190.60
Lower shaft + bearing + coupling + clips	9357	336.87



Parts list Code List \$ Price

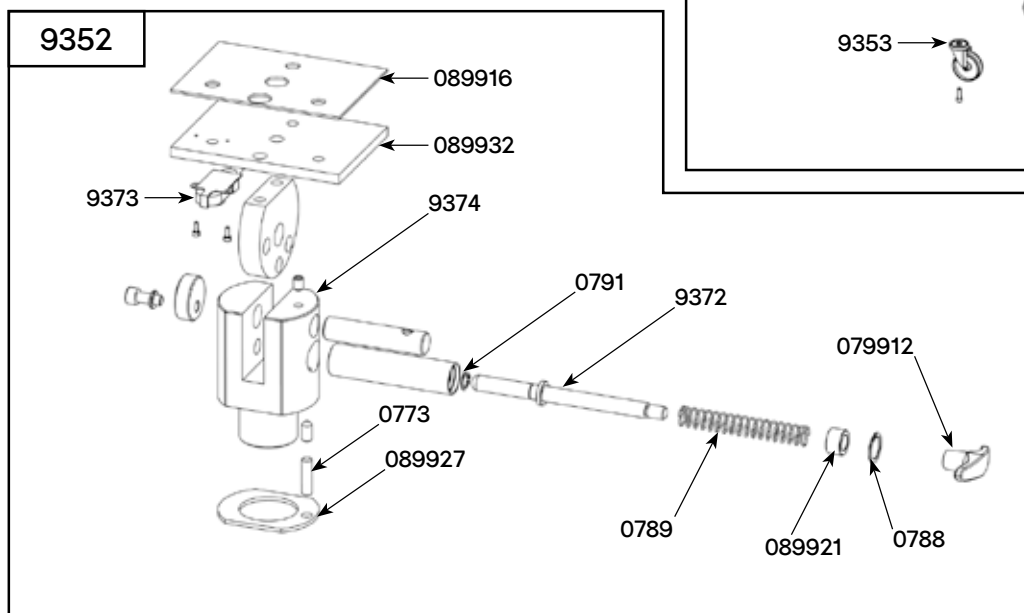
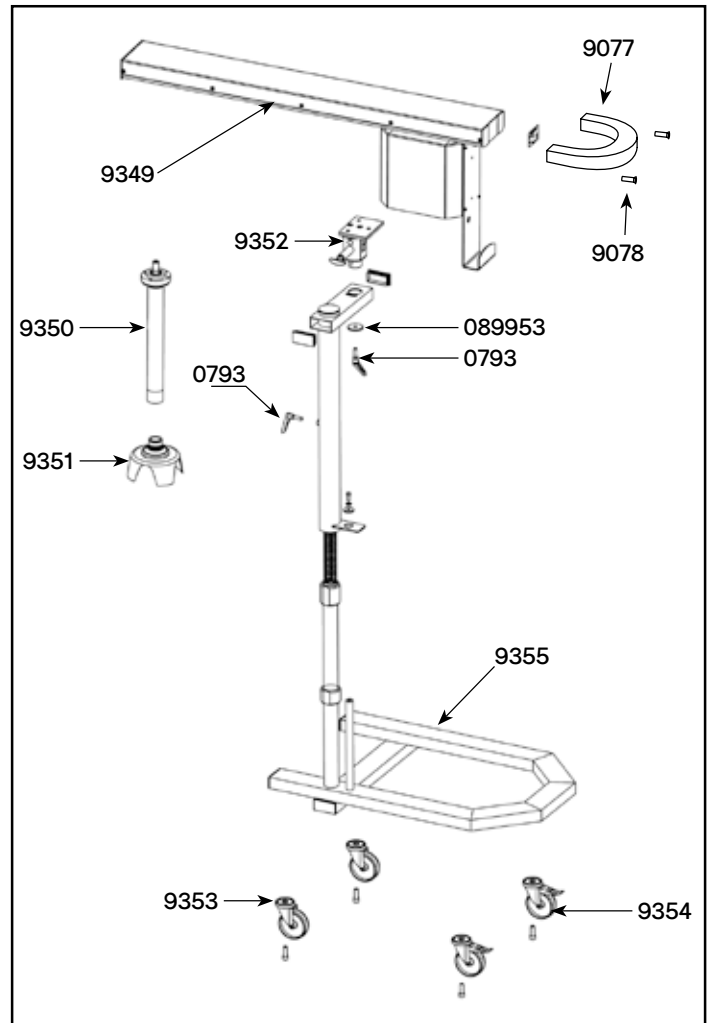
Pin-brake assembling 9352

Plain screw M8x30	0773	8.04
Rubber ring for brake thrust	0788	8.74
Compression spring	0789	27.52
Rubber ring for brake axle	0791	7.96
Handle for brake	079912	65.33
Insulating sheet	089916	41.25
Brake thrust	089921	21.33
Interpolated sheet	089927	35.51
Jib plate holder	089932	143.93
Handle	9077	31.70
Handle screws	9078	4.06
Brake axle	9372	96.69
Microswitch + screws	9373	279.58
Pin-brake + eccentric + cam + cam axle	9374	875.36

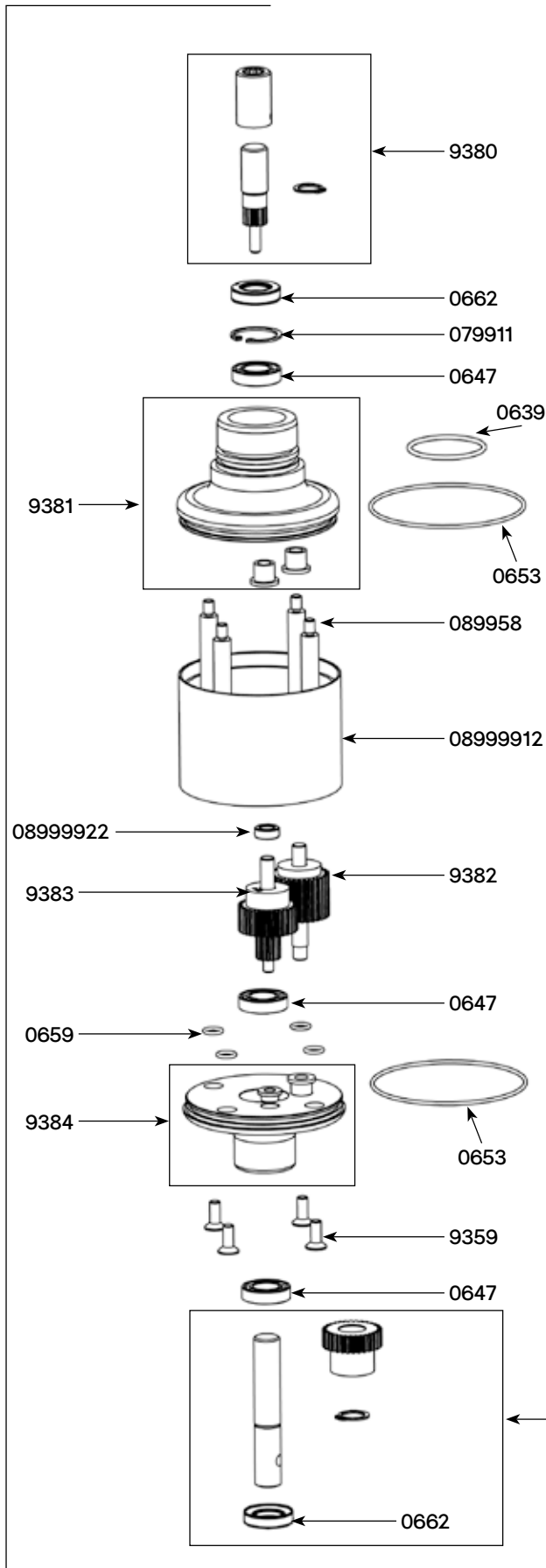
Parts list Code List \$ Price

Additional parts

Detachable handle	0793	54.99
Ring 50x12	089953	27.52
Fixed wheel + screws (unit)	9353	54.99
Brake wheel + screws (unit)	9354	73.32
Frame + jib holder	9355	2,190.70



9387

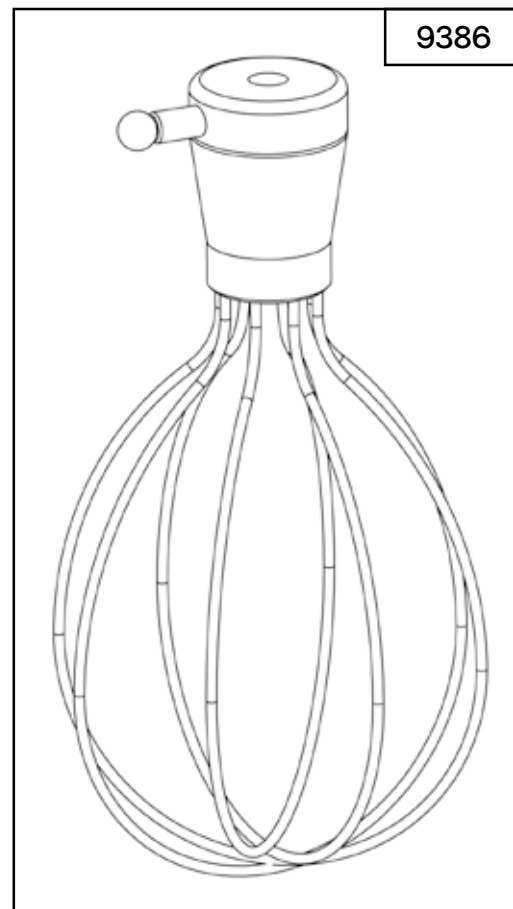


Parts list

Code List € Price

Beater whisk assembling

Toric seal 42 x 2.5	0639	17.22
Ball bearing	0647	24.60
Toric seal 86 x 2	0653	8.16
Toric seal 8 x 1.9 (1)	0659	2.59
Ring	0662	89.23
Clip	079911	8.74
Spacer rod (1)	089958	68.77
Tube	0899912	392.88
Tube middle gear	0899922	58.03
Screws M6 (4)	9359	18.29
Equipped upper shaft	9380	163.36
Lower bearing + rings	9381	511.59
Equipped output axle w/ 2 gears	9382	404.11
Middle gear and shaft	9383	358.96
Reduction case holder + rings	9384	475.05
Output axle	9385	315.99
Whisk tool	9386	423.47
Complete reduction casing without whip	9387	3,228.68



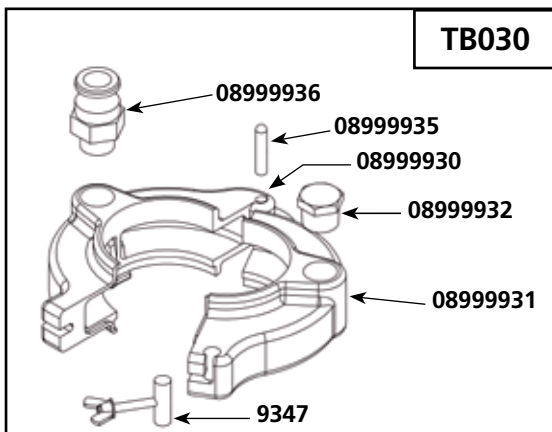
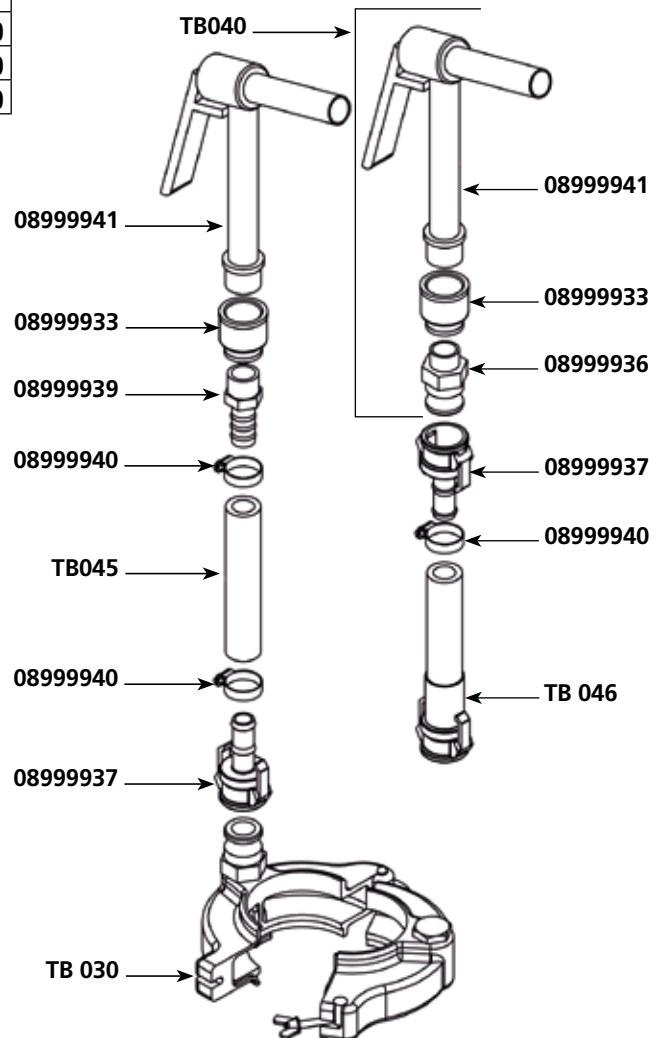
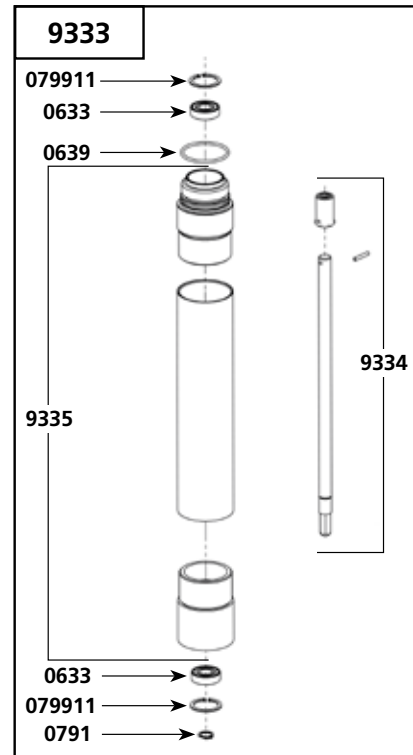
Parts list

	Code	List \$ Price
Ball bearing	0633	27.52
Toric joint 42 x 2.5	0639	17.22
Rubber ring for brake axle	0791	7.96
Rubber ring case	079911	8.74
Mixer foot extension	9333	733.80
Drive shaft	9334	291.59
Brace and case	9335	433.84

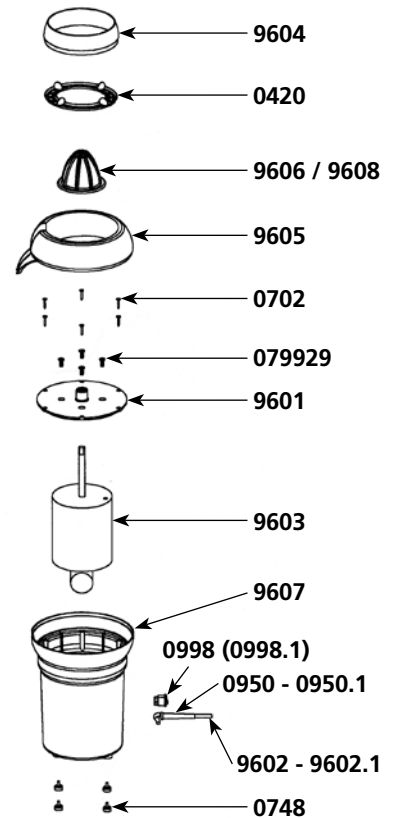
DYNAPUMP - Ref TB030

Parts list

	Code	List \$ Price
Right half clamp	08999930	591.96
Left half clamp	08999931	591.96
3/4 Stainless male cap	08999932	17.87
3/4 Stainless female reducer	08999933	55.64
Pump hinge	08999935	12.96
3/4 Male fitting	08999936	133.11
Hose nipple camlock fittings DN19	08999937	160.91
3/4 Hose nipple threaded connection	08999939	75.50
25-35 Hose clamp	08999940	24.64
Pump distribution gun	08999941	1,199.83
Pump locker + washer + butterfly nut	9347	48.47
Gigamix Gun (see machine catalog)	TB040	1675.00
Hose pipe (2,5 cm)	TB045	50.00
Hose pipe with cam axle	TB046	395.00

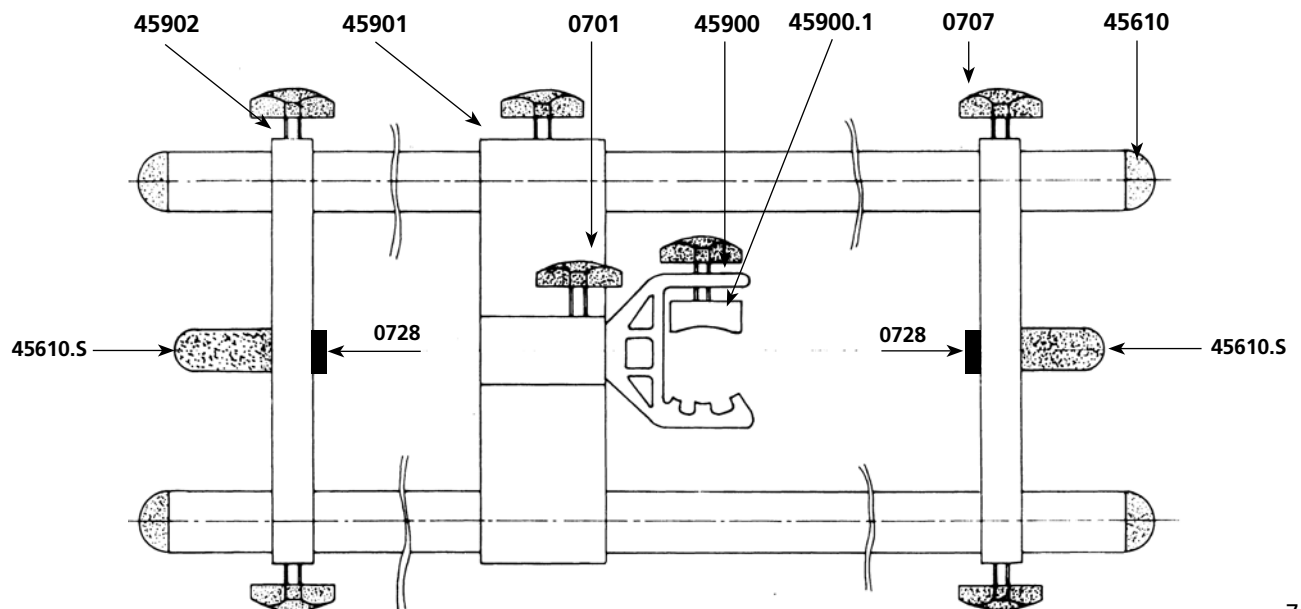


Parts list	Code	List \$ Price
Pulp filter	0420	22.12
Base screws (3)	0702	0.93
Pad	0748	3.51
Motor screw (1)	079929	1.37
Strain relief 230 V	0950	3.13
Strain relief 115V	0950.1	3.13
Switch	0998	31.98
Switch from N°70037	0998.1	31.98
Motor holder + waterproof ring	9601	44.26
Power cord 230 V	9602	37.33
Power cord 115 V	9602.1	63.15
Power cord (UK)	9602.2	63.15
Power cord (Australian)	9602.3	56.83
Motor w/ capacitor & shaft 230 V	9603	499.24
Motor + capacitor + shaft 115 V (*new smaller motor from N°1700046; check serial number)	9603.1	499.24
Upper ring	9604	47.35
Top orange container	9605	94.74
Centrifuge cone	9606	30.89
Base	9607	94.74
Centrifuge cone (small)	9608	30.89

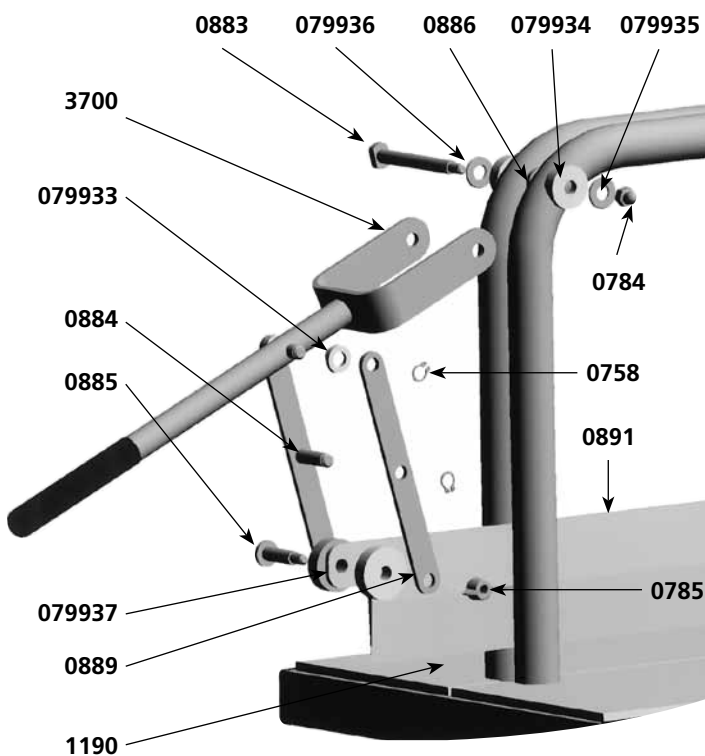


SM 4/6/8/10/12 MIXER SUPPORTS

Parts list	Code	List \$ Price
Tightening knob	0701	20.18
Tightening knob	0707	17.65
White knob (x2)	0728	7.70
Plastic caps	45610	7.58
Plastic holder for tube	45900	106.14
Orange half moon + screws + washer	45900.1	15.69
60 mm width bracket	45901	85.89
20 mm width bracket	45902	58.11
Exterior stop (x2)	45610.S	7.24



CF 2000 FOOD CUTTER



Parts list

Code List \$ Price

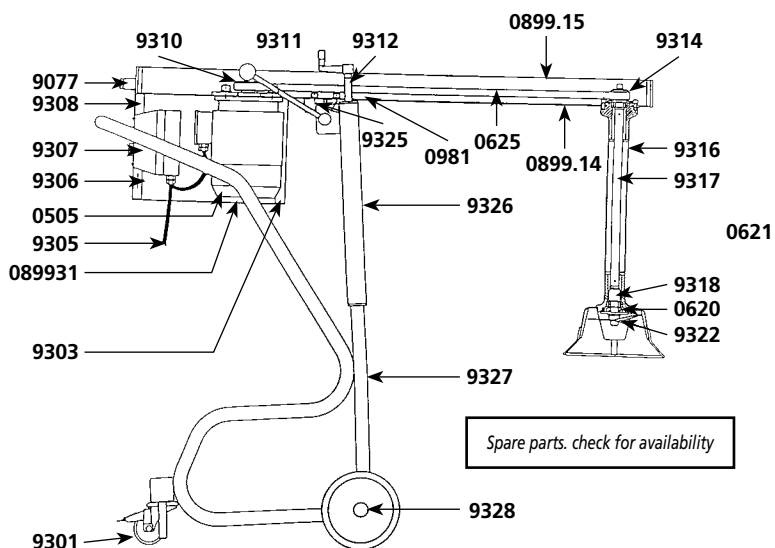
Circlips	0758	0.58
Forks break nut	0784	0.66
Wing nut	0785	0.64
Fork axle	0883	25.42
Connecting rod axle	0884	4.80
Blade axle	0885	13.15
Thickness wedge	0886	9.57
Connecting rod	0889	15.65
Knife blade	0891	199.68
Tray	1190	35.15
Fork	3700	111.01
Connecting rod concave washer	079933	0.49
Fork concave washer	079934	0.49
Brake nut washer	079935	0.06
Fork washer	079936	0.06
Blade plastic washer	079937	0.49

GM93

Parts list

Code List \$ Price

Motor 230 V	0505	1,307.01
Motor 115 V	0518	2,242.37
Waterproof seal	0620	103.05
Lower or upper ball bearing	0621	45.47
Transmission belt	0625	178.05
Plastic handle	9077	31.70
Pole	0899.14	865.30
Hood pole	0899.15	295.48



Spare parts. check for availability

Parts list

Code List \$ Price

Side hood	0899.31	168.91
Magnetic switch	0981	244.00
Wheel with brake	9301	203.63
Front hood	9303	146.25
Power cord (380V)	9305	155.53
Hood screw w/ plastic washer (unit)	9306	1.14
Switch w/ control box	9307	528.93
Switch w/ control box	9307.1	528.93
Back hood	9308	161.78
Motor pulley	9310	455.92
Squeezing handle	9311	342.21
Level adjustment handle	9312	93.02
Shaft pulley	9314	316.48
Foot assembly	9316	2,013.22
Main shaft	9317	336.01
Lower shaft	9318	392.00
Cutter blade	9322	311.12
Rubber holders (3)	9325	200.56
Fork	9326	1,071.00
Frame	9327	2,488.98
Front wheel	9328	95.12

MANUAL SALAD SPINNER SD 99 - SD 92

Parts list SD 99

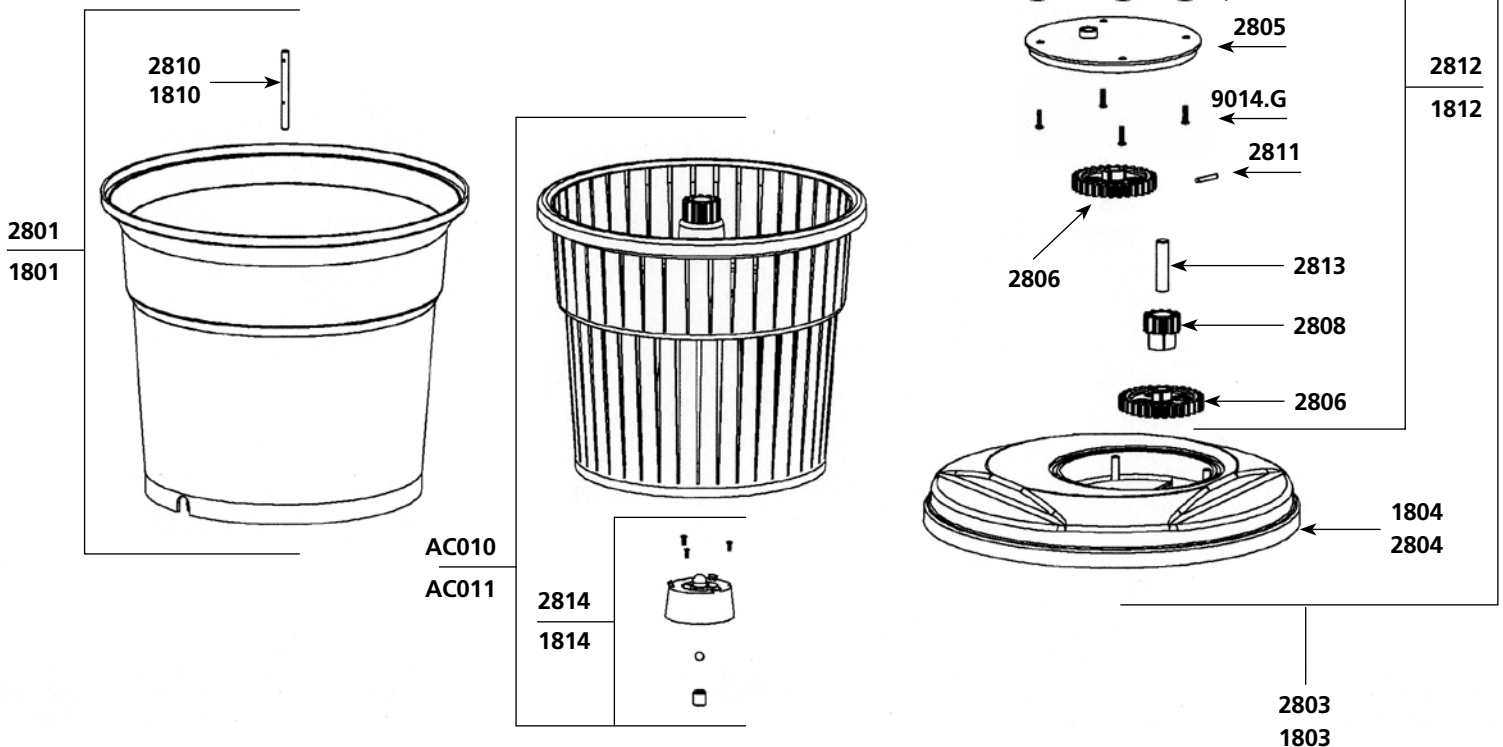
Code List \$ Price

Outside basket	1801	127.34
Inside basket	AC011	101.50
Complete cover	1803	76.21
Cover w/o small cover. handle & gear	1804	57.35
Handle only	1809	58.89
Axle for outside basket	1810	10.37
Small cover with handle & gear	1812	95.34
Bushing + Housing	1814	49.34
Small cover (w/o handle & drive gear)	2805	28.03
Perforated drive gear	2806	33.35
Small gear	2808	27.84
Pin	2811	6.36
Axle for drive & small gear	2813	15.50
Set of gears (2x2806. 2808. 2811)	2815.1	54.78
Handle screws (4)	9014	0.83
Orange plastic nuts (4)	9014.P	1.64
Stainless steel pins (M4x25) (4)	9014.G	1.89

Parts list SD 92

Code List \$ Price

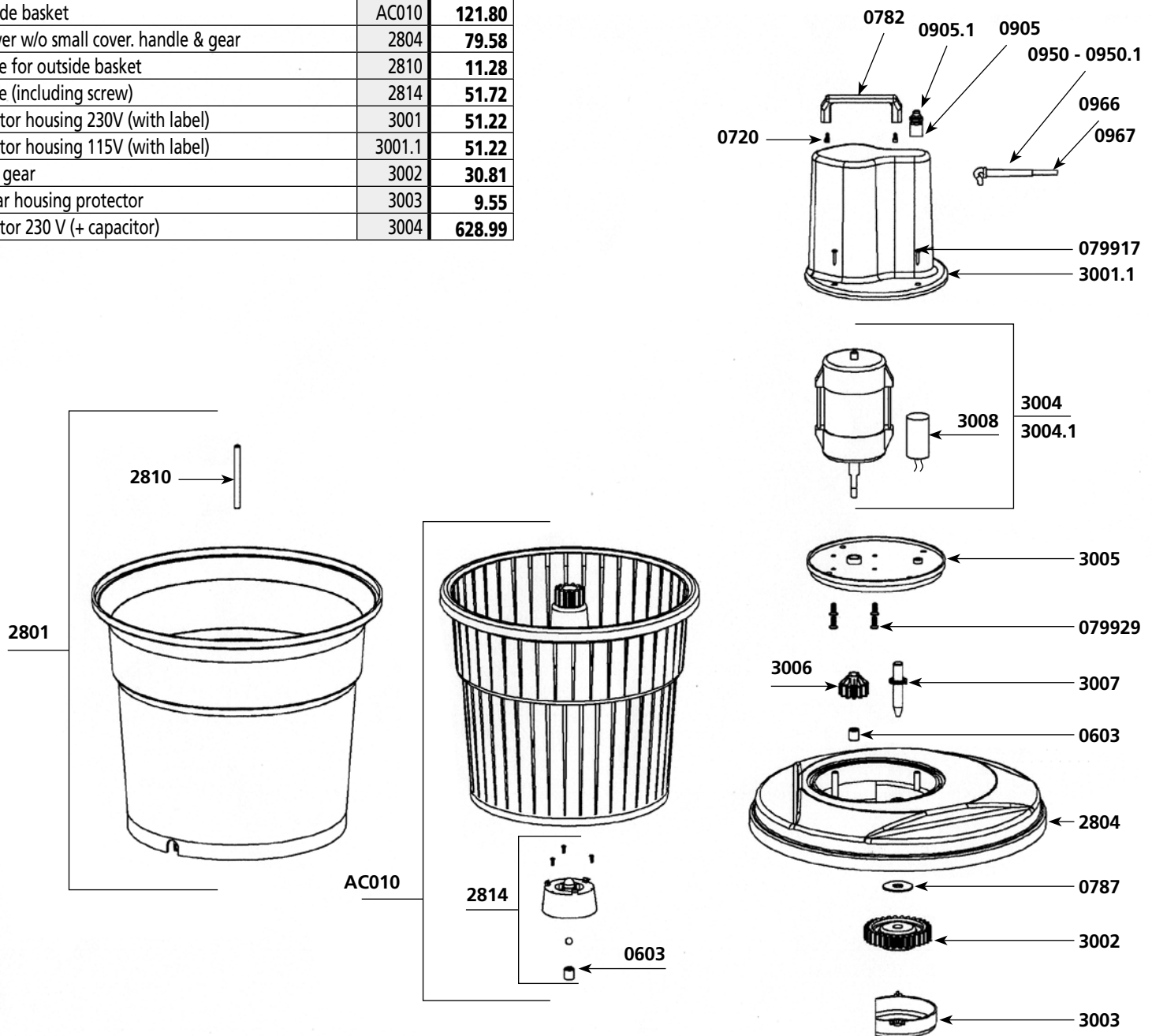
Outside basket	2801	194.88
Inside basket	AC010	121.80
Complete cover	2803	113.50
Cover w/o small cover. handle & gear	2804	79.58
Small cover (w/o handle & drive gear)	2805	28.03
Perforated drive gear	2806	33.35
Small gear	2808	27.84
Handle only	2809	63.70
Axle for outside basket	2810	11.28
Pin	2811	6.36
Small cover with handle & gear	2812	95.34
Axle for drive & small gear	2813	15.50
Bushing + Housing	2814	51.72
Set of gears (2 X 2806. 2808. 2811)	2815.1	54.78
Handle screws (4)	9014	0.83
Orange plastic nuts (4)	9014.P	1.64
Stainless steel pins (M4x25) (4)	9014.G	1.89



EM 98 ELECTRIC SALAD SPINNER

Parts list	Code	List \$ Price
Self-lubricating ring	0603	4.15
Handle screw (ea)	0720	2.50
Handle	0782	24.94
Friction washer	0787	3.26
Motor housing screws	079917	0.91
Switch	0905	26.23
Switch protector	0905.1	7.21
Strain relief 230 V	0950	3.13
Strain relief 115 V	0950.1	3.13
Power cord 230 V	0966	34.63
Power cord 115 V	0967	34.63
Outside basket	2801	194.88
Inside basket	AC010	121.80
Cover w/o small cover. handle & gear	2804	79.58
Axle for outside basket	2810	11.28
Axle (including screw)	2814	51.72
Motor housing 230V (with label)	3001	51.22
Motor housing 115V (with label)	3001.1	51.22
Big gear	3002	30.81
Gear housing protector	3003	9.55
Motor 230 V (+ capacitor)	3004	628.99

Parts list	Code	List \$ Price
Motor 115 V (+ capacitor)	3004.1	491.87
Motor plate	3005	55.70
Small gear	3006	27.84
Axle. big gear	3007	15.69
Capacitor 230V	3008	99.34
Capacitor 115V	3008.1	99.34
Motor screws	079929	1.37



EM 98 ELECTRIC SALAD SPINNER WITH TIMER

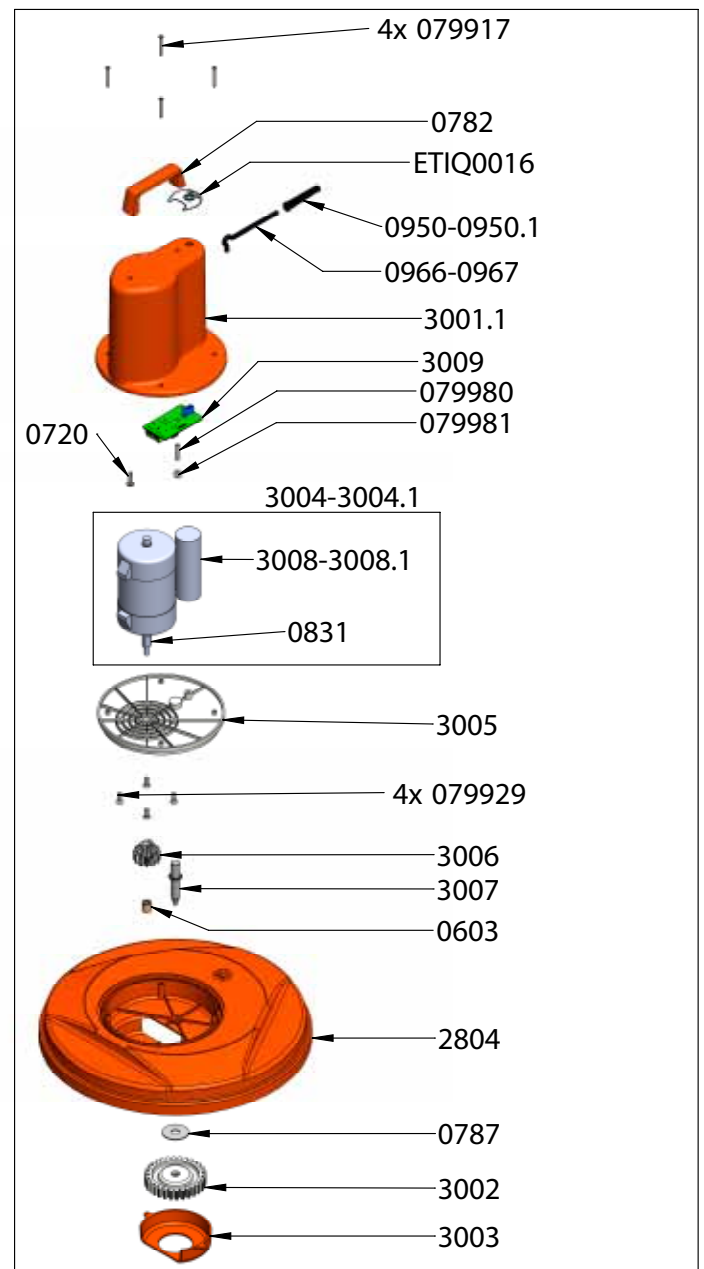
Parts list	Code	List \$ Price
Self-lubricating ring	0603	4.15
Handle screw (ea)	0720	2.50
Handle	0782	24.94
Friction washer	0787	3.26
Motor housing screws	079917	0.91
Small gear motor shaft	0831	36.32
Strain relief 230 V	0950	3.13
Strain relief 115 V	0950.1	3.13
Power cord 230 V	0966	34.63
Power cord 115 V	0967	34.63
Outside basket	2801	194.88
Inside basket	AC010	121.80
Cover w/o small cover, handle & gear	2804	79.58
Axle for outside basket	2810	11.28
Axle (including screw)	2814	51.72
Motor housing 230V (with label)	3001	51.22
Motor housing 115V (with label)	3001.1	51.22
Big gear	3002	30.81
Gear housing protector	3003	9.55
Motor 230 V (+ capacitor)	3004	628.99
Motor 115 V (+ capacitor)	3004.1	491.87

Parts list	Code	List \$ Price
Motor plate	3005	55.70
Small gear	3006	27.84
Axle, big gear	3007	15.69
Capacitor 230V	3008	99.34
Capacitor 115V	3008.1	99.34
Circuit board with timer	3009	171.90
Motor screws	079929	1.37
Screw M6 x 30	079980	0.79
Stainless steel hexagon nut with serrated flange M6	079981	1.05
Label with timer	ETIQ0016	14.05

AC010

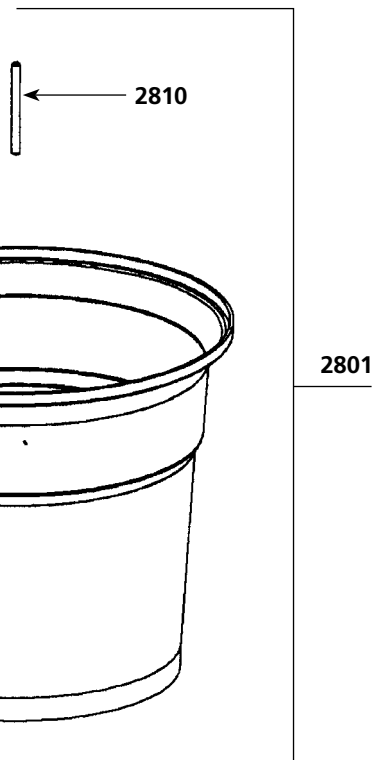
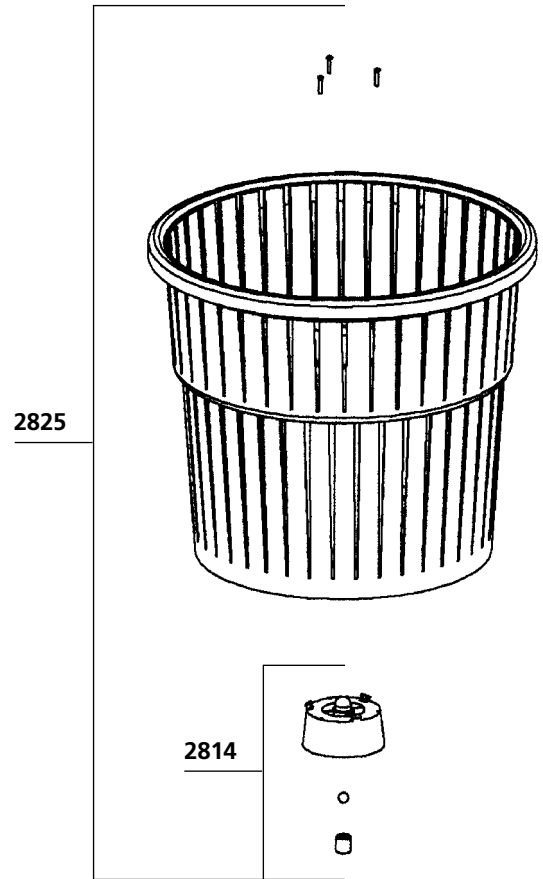


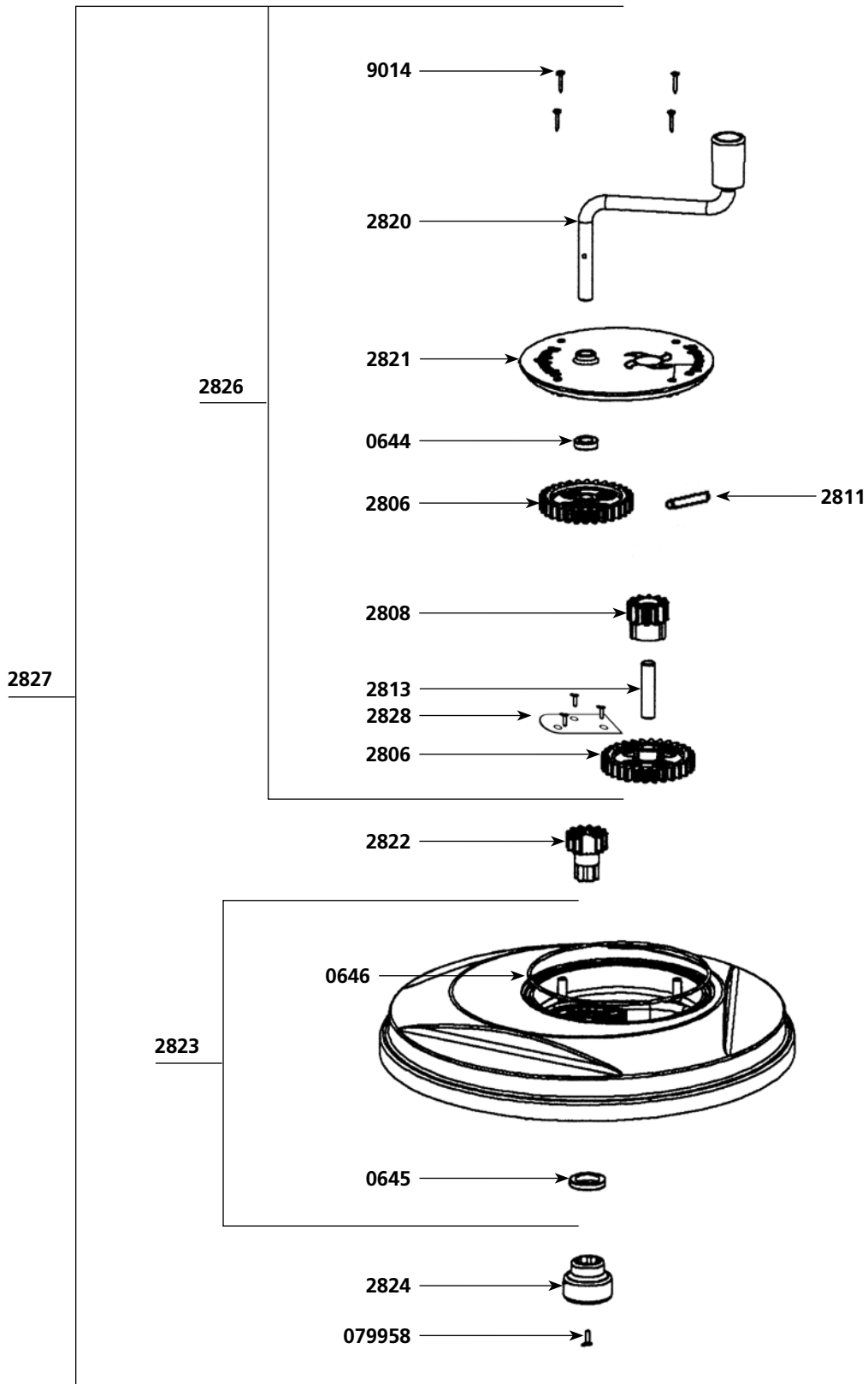
2801



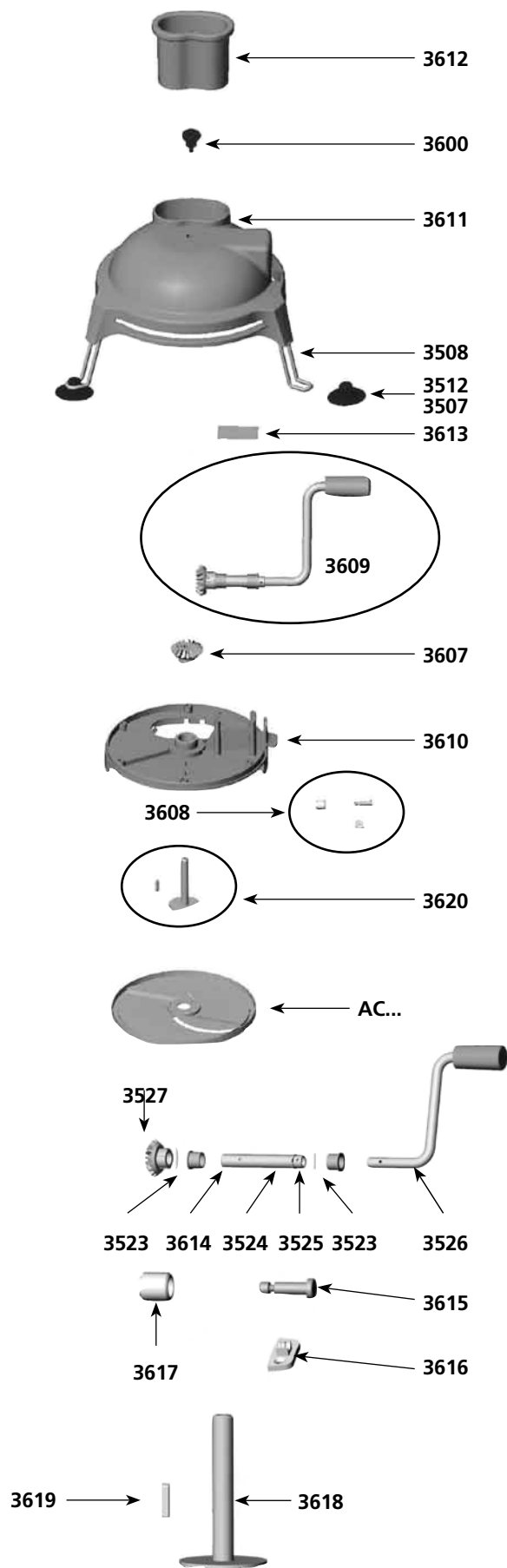
MANUAL SALAD SPINNER SD 92 SC (SEALED COVER)

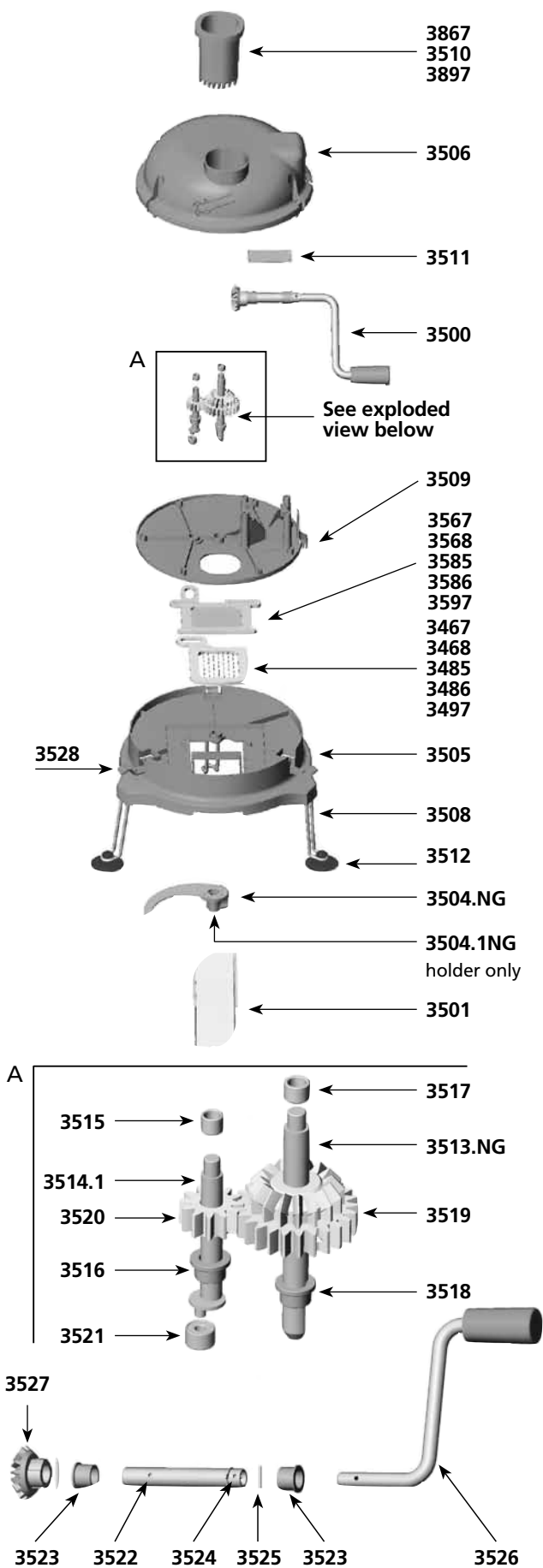
Parts list	Code	List \$ Price
Waterproof seal 14 x 24 x 7	0644	3.34
Waterproof seal 25 x 27 x 6	0645	4.37
O. Ring	0646	3.34
Screws TBF 3.9 x 14 (2)	079958	0.57
Outside basket	2801	194.88
Perforated drive gear + pin	2806	33.35
Small gear	2808	27.84
Axle for outside basket	2810	11.28
Pin for large gear	2811	6.36
Axle for drive & small gear	2813	15.50
Axle	2814	51.72
Set of gears (2x2806. 2808. 2811. 2822)	2815.2	81.73
Handle only	2820	63.84
Small cover (w/o handle & drive gear)	2821	28.11
Output small gear	2822	32.28
Equipped cover (O. Ring + Waterproof seal)	2823	86.45
Coupling sleeve	2824	18.58
Inside basket	2825	119.44
Small cover with handle & gear	2826	175.60
Complete cover	2827	193.59
Plate + screws (x 3)	2828	18.80
Screws (4)	9014	0.83





Parts list	Code	List \$ Price
Mounting support (unit)	3507	4.99
Foot	3508	16.98
Suction cup (unit)	3512	12.45
Self-lubricating ring (unit)	3523	9.59
Circlips 18	3524	8.53
Handle pin 4X18	3525	2.55
Crank handle and pin	3526	61.16
Cone shape gear and pin	3527	16.98
Screw on button	3600	11.94
Smooth cone shape gear	3607	14.15
Plastic ball bearings	3608	19.85
Handle (crank) assembly kit	3609	185.70
Lower plate with screws (6) + self-lubricating ring	3610	107.83
Upper cover casing	3611	135.05
Pusher	3612	22.71
Blockage sheet + screws (4)	3613	13.36
Hollow axle	3614	64.92
Roller axle	3615	10.41
Support with screws (2)	3616	3.76
Roller	3617	5.66
Disc holder	3618	119.22
Cutter pin	3619	2.26
Axle assembly for disc holder	3620	121.50





Parts list	Code	List \$ Price
Lower grid 1/8	3467	109.79
Lower grid 1/2	3468	109.79
Lower grid 1/4	3485	109.79
Lower grid 3/4	3486	109.79
Lower grid 3/8	3497	109.79
Handle assembly kit	3500	195.47
Chute	3501	106.99
Short cutter blade complete - New generation	3504.NG	70.87
Knife plastic holder - New generation	3504.1NG	12.45
Bottom unit	3505	85.08
Top unit w/ seal	3506	135.48
Foot	3508	16.98
Intermediate plate assembly	3509	96.43
Pusher 1/4 / 3/4	3510	24.97
Blockage sheet and screws	3511	17.32
Suction cup (unit)	3512	12.45
Knife driving axle - New generation	3513.NG	90.15
Cutting grid axle + bearings	3514.1	70.76
Self-lubricating ring 9/12/10	3515	4.35
Self-lubricating ring C12/17/12	3516	7.06
Self-lubricating ring 10/14/10	3517	5.06
Self-lubricating ring C14/18/14	3518	6.73
Double gear and pin	3519	21.42
Right gear and pin	3520	12.92
Ball bearing (unit)	3521	17.36
Hollow axle	3522	76.88
Self-lubricating ring (unit)	3523	9.59
Circlips 18	3524	8.53
Pin	3525	2.55
Crank handle and pin	3526	61.16
Cone shaped gear and pin	3527	16.98
Clips (3)	3528	7.51
Upper grid 1/8	3567	109.79
Upper grid 1/2	3568	109.79
Upper grid 1/4	3585	109.79
Upper grid 3/4	3586	109.79
Upper grid 3/8	3597	109.79
Pusher 1/8 / 1/2	3867	24.97
Pusher 3/8	3897	24.97

USA

1320 ROUTE 9 #1352

CHAMPLAIN, NY - 12919

PHONE (800) 267-7794

FAX (877) 668-6623

INFO@DYNAMICMIXERS.COM

DYNAMICMIXERSUSA.COM



A NADIA GROUP COMPANY



facebook.com/dynamicmixers



[@dynamicmixers](https://instagram.com/dynamicmixers)